

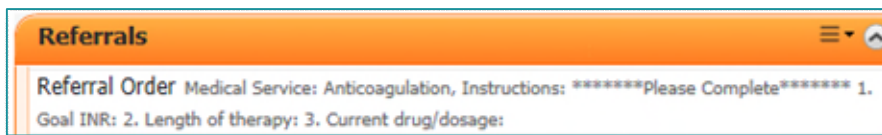
---

The Ambulatory Anticoagulation Referral order has been updated with questions to be answered by Providers to make referring patients to the Anticoag Clinic a more efficient process.

---

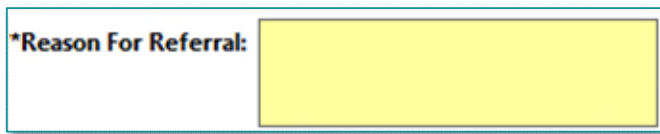
### Anticoagulation Referral Order

**STEP 1:** Select Referral Order Medical Service: Anticoagulation from the Quick Orders page.



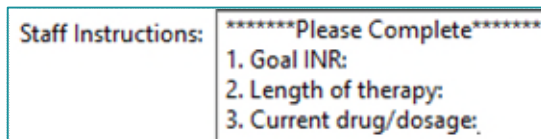
The screenshot shows a dropdown menu titled "Referrals" with an orange header. The selected item is "Referral Order Medical Service: Anticoagulation, Instructions: \*\*\*\*\*Please Complete\*\*\*\*\* 1. Goal INR: 2. Length of therapy: 3. Current drug/dosage:". There are also icons for a menu and a scroll arrow in the top right corner.

**STEP 2:** Complete the Reason for Referral field.



The screenshot shows a form field labeled "\*Reason For Referral:" followed by a yellow rectangular input box.

**STEP 3:** Complete the questions to be answered are in the Staff Instructions field.



The screenshot shows a form field labeled "Staff Instructions:" followed by a text area containing the text: "\*\*\*\*\*Please Complete\*\*\*\*\* 1. Goal INR: 2. Length of therapy: 3. Current drug/dosage:".

**NOTE:** Complete all other fields as needed.