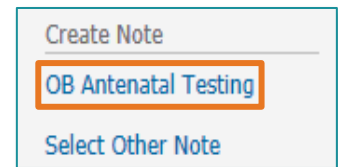


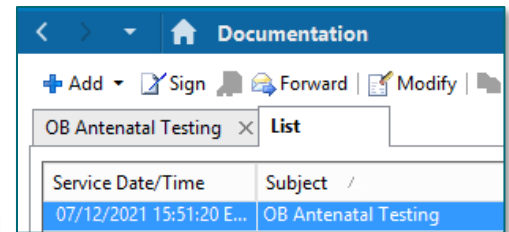
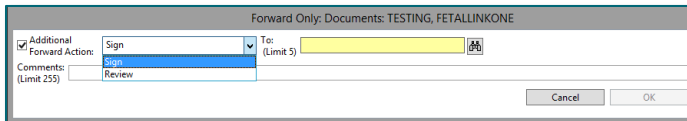
Documentation of antenatal testing in the acute setting is a joint effort between nursing and the provider. The documentation of these clinical events helps provide a complete medical record for the patient.

Acute Nursing

- STEP 1:** Associate the patient to her fetal monitor.
- STEP 2:** Pull in, verify, and sign off vital signs in iView (Antenatal Testing).
- STEP 3:** Add annotations to fetal strip as appropriate.
- STEP 4:** Open Antenatal Testing Dynamic Documentation Note. Complete appropriate Antenatal testing documentation.
- STEP 5:** Save the Antenatal Testing Note and send to the provider for endorsement.



- From the List tab in Documentation, locate the **OB Antenatal Testing** Note and highlight the note.
 - Select **Forward** and enter the provider name to sign the note.



STEP 6: Notify provider of results.

NOTE: Proceed with admission or discharge workflows based on provider response.

Acute Provider

- STEP 1:** Review Antenatal Testing Note in Message Center and launch FetaLink to review strip.
- STEP 2:** Document assessment in Antenatal Testing Note and sign.
- STEP 3:** Enter Admission order or discharge order as appropriate.