

The Women's Health Tracking Board serves as the desktop for PowerChart Maternity, linking healthcare professionals to vital patient and department information. OB Providers and Pediatricians will utilize the Tracking Board to gain access to basic information regarding their patients on the unit in one location.








Tracking Board Overview

The tracking board will have multiple lists based on the Member Organization. The tracking lists that may be available are LDRP Providers, LDRP, All Beds, L & D, L & D Providers, Postpartum, and Newborn View. Columns within the lists will vary slightly; however, the functionality remains the same.

➤ Tracking Board Toolbar








The Tracking Board toolbar sits below the tracking lists and provides easy access to commonly used PowerChart functions. Icons are role and location specific and vary depending on the list you are viewing.



-  **Interactive View and I&O:** Selecting this icon will navigate you to the patient's Interactive View and I&O.
-  **Antepartum Record:** Selection of this icon will open the patient's Antepartum Record.
-  **MAR:** Selecting this icon will navigate you to the patient's MAR.
-  **Add Order:** To add a new order from the tracking board, select this icon and the New Order Entry window will display.
-  **Women's Health View:** Selecting this icon will navigate you to the Women's Health View in the patient chart.
-  **Documentation:** Launches you to the documentation view. From this view, you can view previous notes or initiate a new note.
-  **Patient Education:** Launches the Patient Education tool to select education for the patient.

➤ Columns

Information from registration and nursing documentation will populate the columns on the tracking board. Except for the Comments column, the columns are view only.

S	Bed	MFTI	Name	G P EGA	DIW/Eff/Sta	Status	ROM	Color	RN	NR	Provider	Covering	GBS	Epidural	MAR A	Lab	Activities	PPH	SD	Communication	Com
	L001,01	5 - Schedu	TESTING, EGATRAC 1*	0*			Intact*	Clear*			TESTING, EMMC_		Positive*	Discontin							

- Icons in the Communication Column will display more information when hovered over.

From the Office of Clinical Informatics

Tracking Board Provider

June 3, 2021

Page 2 of 2

➤ Opening a Chart

- Select the patient's name. The patient's row will be shaded.
- Double-click the **blue** arrow.



Bed	Name
ENNB,14	TESTING, BOY BRITTA

➤ Accessing the Tracking Board

- To return to the tracking board, click the Tracking Board icon in the toolbar.

