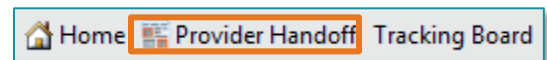


PowerChart Maternity allows information to cross from the ambulatory setting to the inpatient setting improving continuity of care by ensuring that all members of a patient's healthcare team have access to information necessary for providing high-quality care. The GYN Inpatient MPage is utilized by the OB/GYN provider.

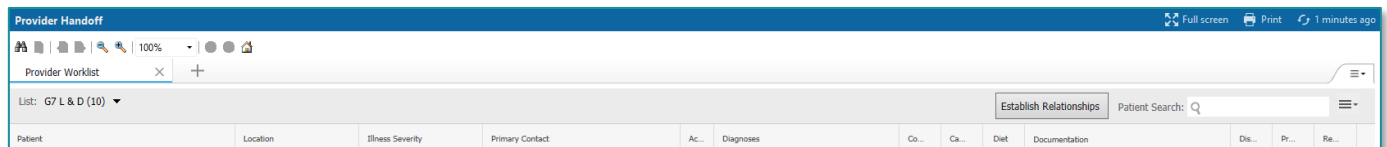
## Provider Handoff

Provider Handoff is a worklist that contains valuable patient information and helps improve communication between providers during the handoff of care.

➤ Select Provider Handoff from the toolbar.



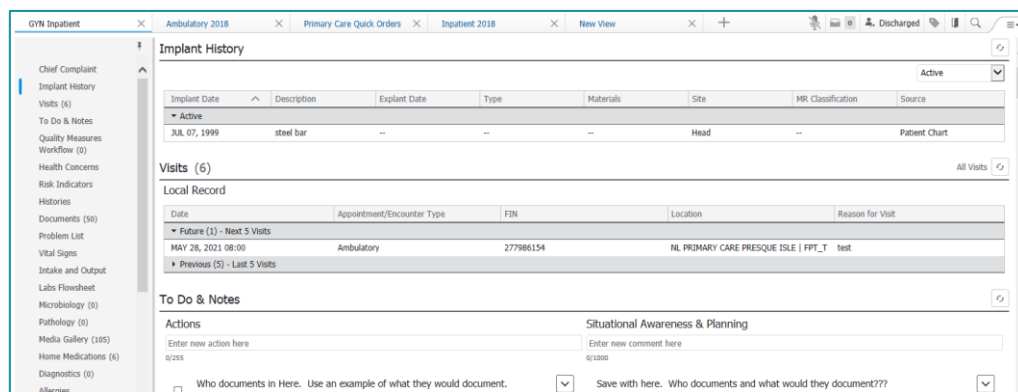
- Choose a patient list from the List: drop down.
- Click [here](#) to review how to create a patient list.



## GYN Inpatient MPage

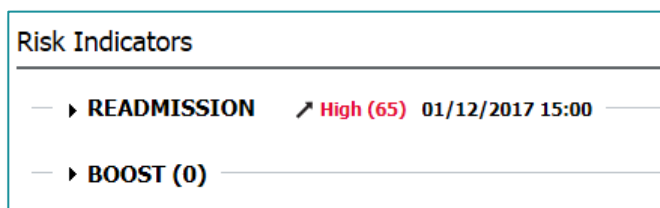
The GYN Inpatient MPage make chart review and provider documentation more efficient. Components on this page will have information oriented toward GYN patient care and dynamic documentation to create the provider note. The Tag feature is available to copy and paste desired information documented in the patient chart into the current note.

➤ Highlighted below are a few noteworthy components that are different from the other Women's Health and PowerChart Maternity MPages.



- **Implant History** – view only component which includes implant date and explant date based on nursing documentation.

- **To Do & Notes** – similar to OB Actions and Situational Awareness found in the ambulatory Setting.
- **Quality Measures Workflow** – will display incomplete and complete items for Quality Measures Requirements that need to be completed.
- **Health Concerns** – free text concerns that are patient centric and are broken down by category.
- **Risk Indicators** – will display Readmission risk and BOOST.
  - **Readmission** - click the black carat to display the patient's readmission score trend.

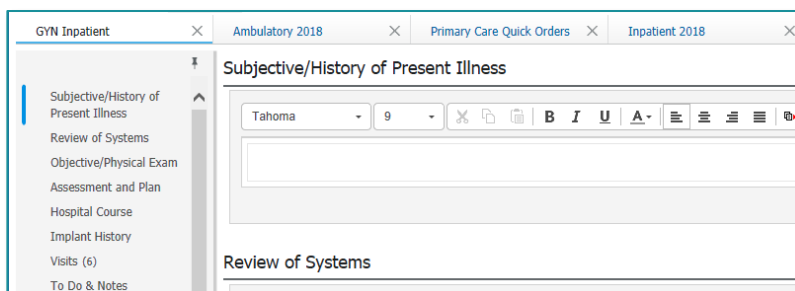


**NOTE:** Click the readmission score to display contributing risk factors.

- **BOOST** (Better Outcomes for Older Adults Through Safe Transition) allows clinicians to assess potential factors that may negatively impact post-discharge outcomes and implement appropriate interventions to mitigate the identified risks.

➤ **Dynamic Documentation components.**

- Subjective/History of Present Illness
- Review of Systems
- Objective/Physical Exam
- Assessment and Plan
- Hospital Course



**NOTE:** Use of Free text, Auto text, Tagging, and Voice to Speech recognition methods can be utilized.

➤ **Create Note** – contains Dynamic documentation note templates.

- Admission H & P
- Procedure Note
- Progress Note
- Consult Note
- Select Other Note – when selecting this option, it launches to other note types to select based on position or all.

