

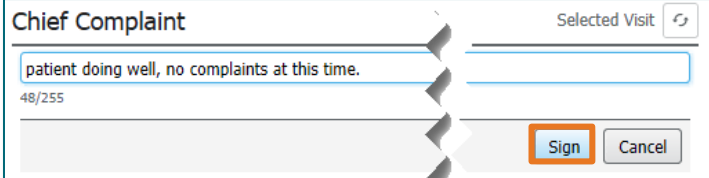
Documentation within the Women's Health View will cross the ambulatory and inpatient settings improving the continuity of care for the obstetrical patient. This will allow for efficiency in delivering high quality health care and provides all members of the healthcare team to have access to the information.

### Established OB Office Visit

Documentation for the established OB patient will occur on the **Prenatal MPage**.

#### ➤ Chief Complaint

- Review and update as appropriate and **Sign** when completed.



Chief Complaint Selected Visit ↻

patient doing well, no complaints at this time.


48/255

**Sign** Cancel

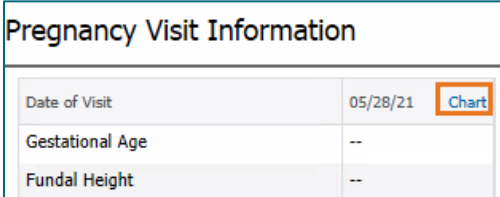
#### ➤ Pregnancy Visit Information

Depending on how the preferred view is set up, providers may see the Flowsheet or Card format.

- Card Format



- Flowsheet Hover in the Date column to display Chart



Pregnancy Visit Information

Date of Visit	05/28/21	<b>Chart</b>
Gestational Age	--	
Fundal Height	--	

**STEP 1:** Click **Chart**.

**STEP 2:** Enter Cervical Exam, Fetal Movement and Comments.

- Comments can be used as the visit note for established patients.

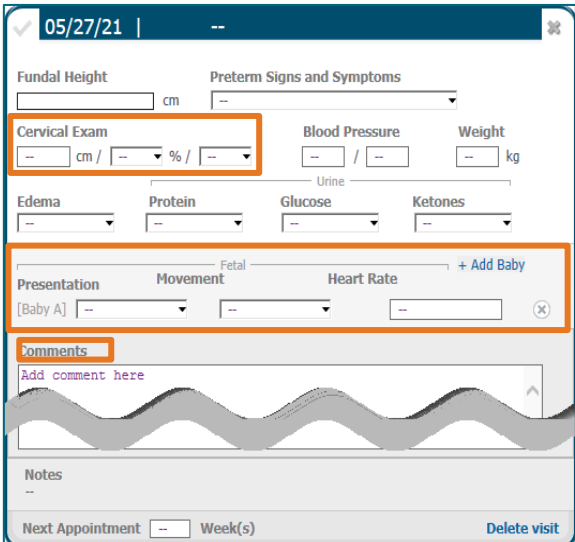
**NOTE:** In the event of a multiple pregnancy, click **+Add Baby** from within the pregnancy card.

#### ➤ EDD Maintenance

When an ultrasound is performed, the updated EDD, and the date of the ultrasound will be added through **EDD Maintenance**.

**STEP 1:** Click the + sign on the right-hand side of the component.

**STEP 2:** Select **Ultrasound** from the Method dropdown list



05/27/21

Fundal Height Preterm Signs and Symptoms

Cervical Exam **cm / % /** Blood Pressure **/** Weight **kg**

Edema Protein Glucose Ketones

Urine

Presentation Movement Heart Rate **+ Add Baby**

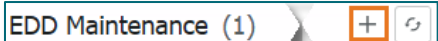
[Baby A] **+**

**Comments**

Add comment here

Notes

Next Appointment **+** Week(s) **Delete visit**



EDD Maintenance (1) **+** ↻

**STEP 3:** Check the Use this estimate for EDD calculations box.

- The new date will now display as the authoritative date for the pregnancy, as indicated by a checkmark.

EDD Maintenance (2)				
EDD	EDD Method	EDD Date	EDD Weeks	Ultrasound EGA
06/07/2021	Modify EDD	Ultrasound (11/23/2020)	12 Weeks	
<input checked="" type="checkbox"/>	06/16/2021	Modify EDD	Ultrasound (05/26/2021)	37 Weeks

➤ Risk Factors

Any concerning current conditions or historic events can be documented.

**STEP 1:** Select the Antepartum Risk Factors Form in the drop down.

**STEP 2:** Complete the form as appropriate and Sign.

- If risk factors have already been added, review and update as appropriate.
- *Specifically identified* Risk factors will automatically be associated with the pregnancy diagnosis on the problem list, as indicated by the Comment box.

➤ Fetal Monitoring

To view previous finalized strips, strips can be viewed from the Fetal Monitoring component.

- Select the episode you wish to review by clicking the box in front of the episode date and select **Launch**.

**NOTE:** If fetal monitoring is actively occurring during the office visit, the fetal monitoring episode can be viewed in FetaLink.

➤ Allergies

- Review and **Complete Reconciliation** if the status is incomplete.

➤ **Home Medications**

Home medication reconciliation will be performed at each visit.

**STEP 1:** Select **Outpatient**.

**STEP 2:** Choose to **Continue, Prescribe** or **Do Not Continue** each medication.

- **Acknowledge Remaining Home Meds** if the medication is not maintained by the reviewing provider.

**STEP 3:** Select **Reconcile: Sign**.

➤ **Problem List**

Each visit must have at least one **This Visit** and **Chronic** problem.

- Select **Mark as Reviewed** to document the list has been reconciled.

➤ **WH Quick Orders**

Providers can select frequently ordered tests, labs, procedures, and enter charges on the WH Quick Orders MPage.

