

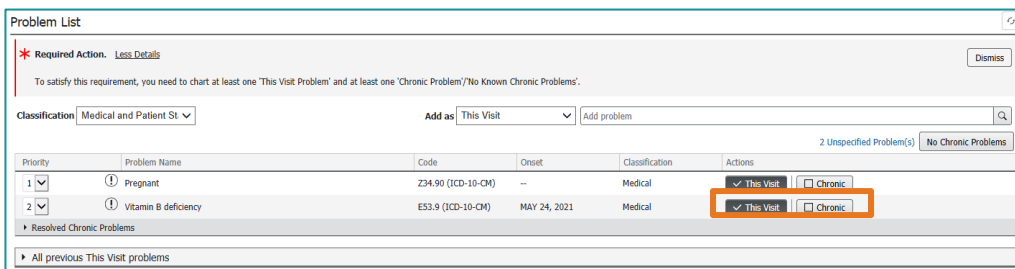
The utilization of PowerChart Maternity allows for patient information to cross from the ambulatory to the inpatient setting, improving the continuity of care provided throughout the pregnancy. This ensures all members of the healthcare team to have access to information necessary for delivering high-quality care.

Discharge MPage

When the patient is being discharged, the Discharge MPage will take you through the necessary steps needed to complete the process. Required components are indicated with a red asterisk.

➤ Problem List

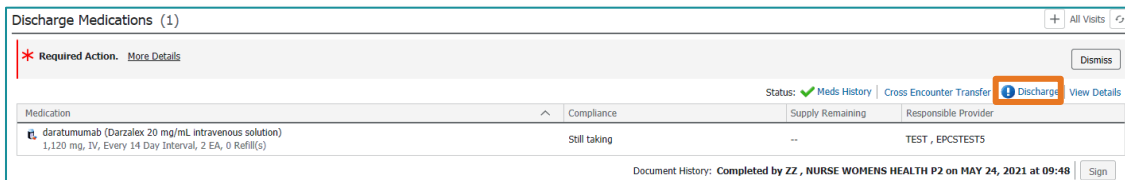
- Review and update as appropriate to ensure at least one has been marked as a **This Visit** or **Chronic**.



Priority	Problem Name	Code	Onset	Classification	Actions
1	Pregnant	Z34.90 (ICD-10-CM)	--	Medical	<input checked="" type="checkbox"/> This Visit <input type="checkbox"/> Chronic
2	Vitamin B deficiency	E53.9 (ICD-10-CM)	MAY 24, 2021	Medical	<input checked="" type="checkbox"/> This Visit <input type="checkbox"/> Chronic

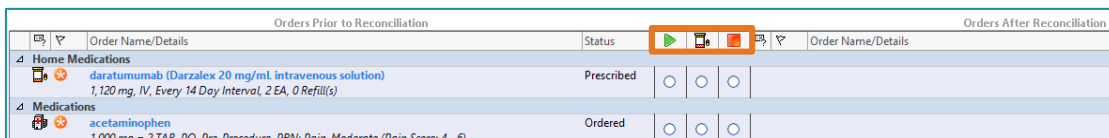
➤ Discharge Medications

- Click the hyperlink, **Discharge**.



Medication	Compliance	Supply Remaining	Responsible Provider
daratumumab (Darzalex 20 mg/mL intravenous solution) 1,120 mg, IV, Every 14 Day Interval, 2 EA, 0 Refill(s)	Still taking	--	TEST, EPCSTESTS

- Select **Continue**, **Prescribe**, or **Stop** for each medication.



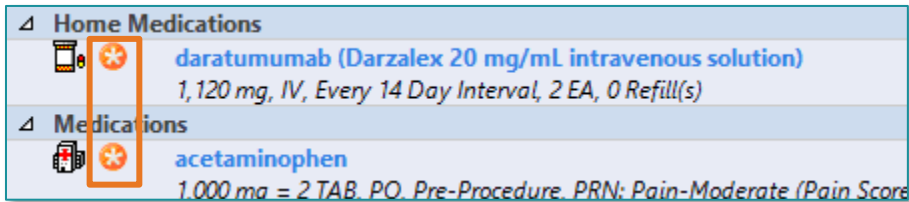
Order Name/Details	Status	Order Name/Details
Home Medications daratumumab (Darzalex 20 mg/mL intravenous solution) 1,120 mg, IV, Every 14 Day Interval, 2 EA, 0 Refill(s)	Prescribed	
Medications acetaminophen 1,000 mg = 2 TAB, PO, Pre-Procedure, PRN: Pain-Moderate (Pain Score: 4 - 6)	Ordered	

- If the medication is one that is managed by another provider, select **Continue Remaining Home Meds**.

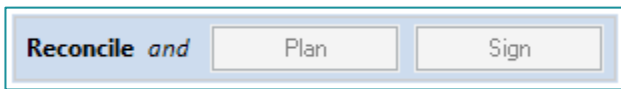
Continue Remaining Home Meds

Do Not Continue Remaining Orders

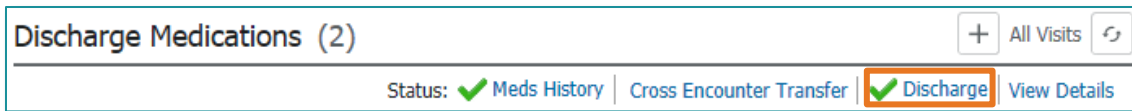
- All medications with an orange starburst need to be addressed.



- When completed, select **Reconcile** and **Sign**.



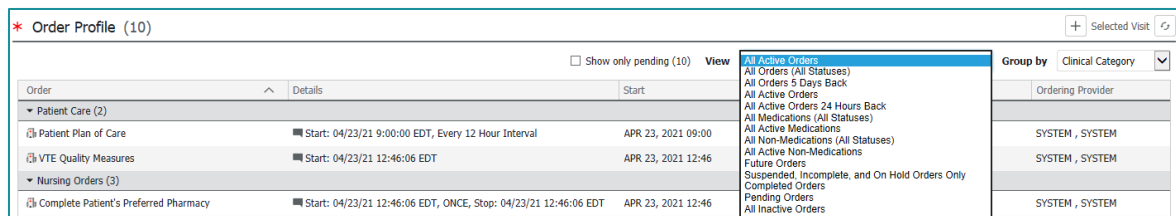
- When the medication reconciliation is complete, it will be indicated with a green checkmark.



➤ Order Profile

- The order profile will display the orders for the patient.

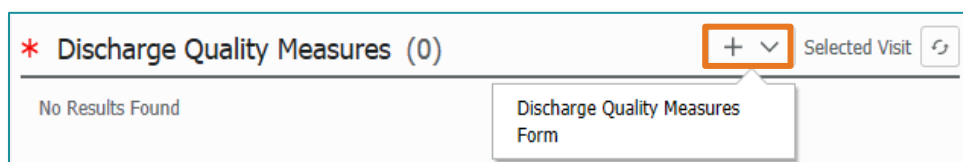
Filters can be adjusted to view based on various statuses.



- From the right-hand side of the component, click the + sign and add your **Discharge** order.

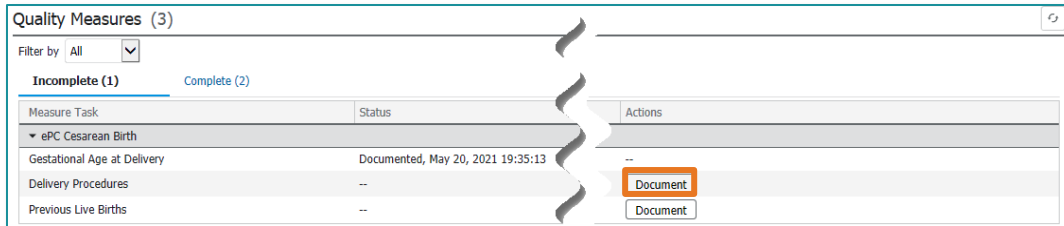
➤ Discharge Quality Measures

- The form to complete is located in the + sign drop down on the right-hand side of the component.
- Completion of the **Discharge Quality Measures Form** assists in when the patient should be seen for a follow-up.
- If the patient wasn't treated for any quality measures, open the form, and select **No**. Then sign.



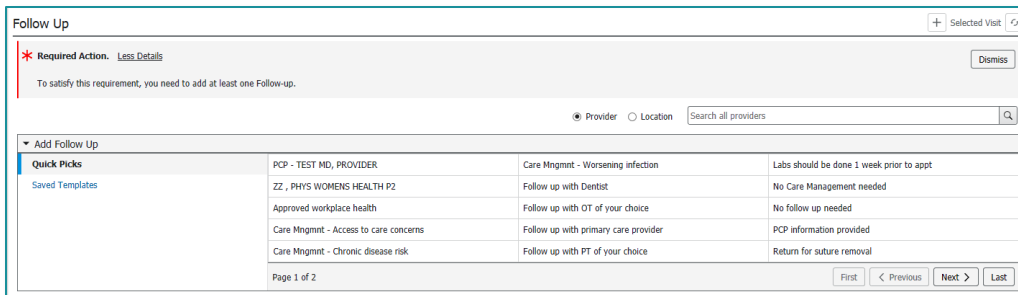
➤ **Quality Measures**

- Incomplete eCQM measures will have Actions displayed. Once addressed, the measure will update and be visible on the Complete list.



➤ **Follow Up**

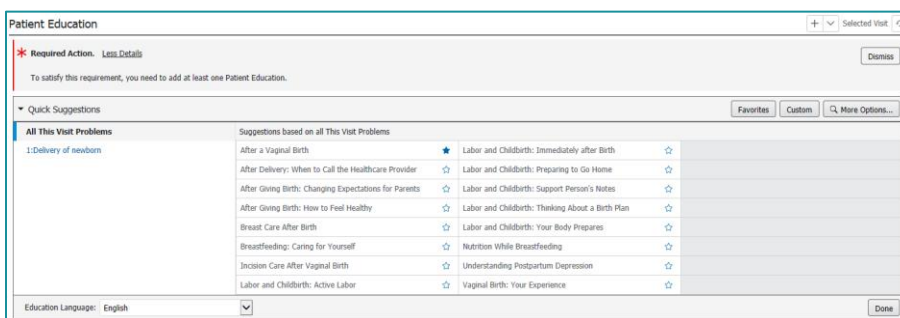
- From the Quick Picks, a follow-up appointment will be selected. Entering the name of the follow-up provider is required to meet the Quality Measure.



NOTE: The timeframe for follow-up can be modified to what is appropriate for your patient.

➤ **Patient Education**

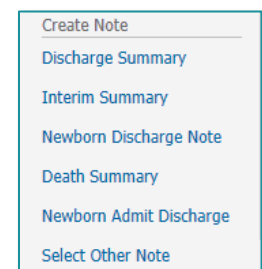
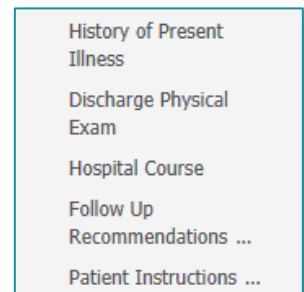
- At least one patient education topic needs to be selected based on the patient's diagnosis.



- Additional topics may be selected and can be completed by the provider and/or the nursing staff.
- Highlight the education topic(s) desired and when complete, select **Done**.

➤ **Dynamic Documentation**

- Components of the dynamic documentation note are found on this MPage.
- These include History of Present Illness, Discharge Physical Exam, Hospital Course, Follow Up Recommendations, and Patient Instructions.
- These can be added via auto-text, free text, or using voice recognition.
- In the **Create Note** section, there are multiple dynamic documentation templates available:
 - Discharge Summary
 - Interim Summary
 - Newborn Discharge Note
 - Death Summary
 - Newborn Admit Discharge
 - Select Other Note



NOTE: In the note templates, you can utilize free-text, auto text, and voice to speech recognition, in addition to tagging labs and documentations.

➤ **Additional Components**

- Additional components on this page will need to be reviewed and updated as appropriate.