

The Venous Thromboembolism (VTE) Advisor leverages the ACCP Guidelines to assess patients for risk within 24 hours of admission, anytime there is a transfer level of care and post surgically.

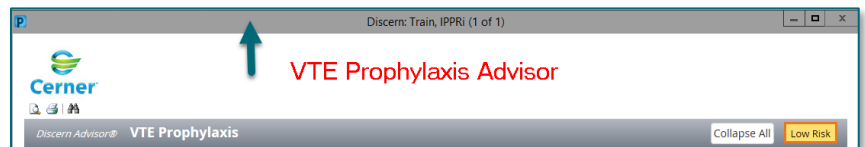
Part of the assessment is to individualize the prophylaxis based upon the patient's type, risk level, contraindications, renal status, weight, and BMI in compliance with the ACCP guidelines.

### VTE Advisor

➤ The VTE advisor will launch for patient age 15 years and older.

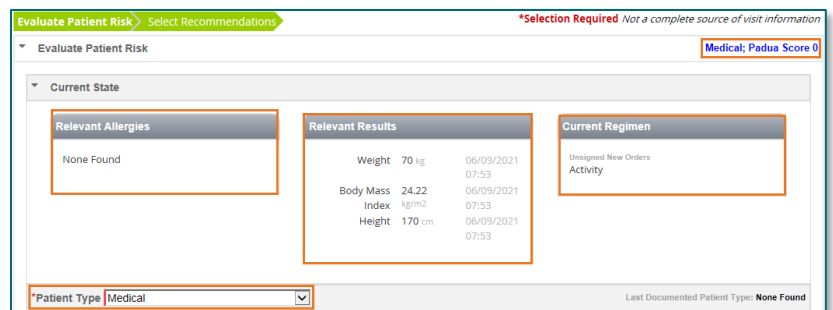
➤ The VTE Advisor Header

- Double-click the gray bar to expand the advisor.
- The patient's risk level is displayed in the header: Low, Medium, or High



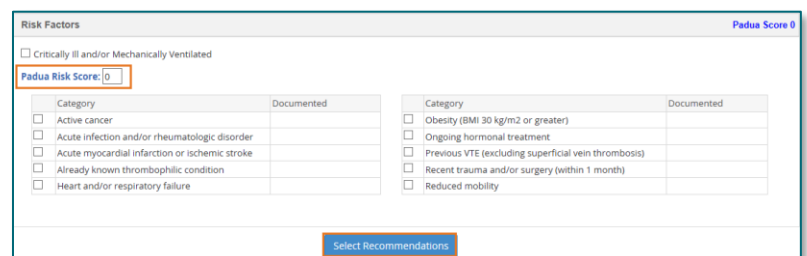
➤ Evaluate Patient Risk

- The advisor pulls in charted data within the patient's EHR. This includes relevant allergies, results, and current regimen.
- **Patient Type** defaults when possible/clinically appropriate, and drives risk score stratifications (ex. Padua, Caprini, Neurosurgical)



➤ Risk Factors and Recommendations

- Risk factors will populate from charted data and will show under **Documented Date** in this section.
- In addition, the **Risk Factor** category can be checked or unchecked.



**STEP 1:** After risk factors are verified and/or selected:

**ALWAYS Select Recommendations for the recommendations to be calculated.**

**STEP 2: Pharmacologic Contraindications** – if there are documented contraindications in the patient’s chart, they will prepopulate, or you can make your own selections.

- You also have the option to free text a contraindication and save the description.

**STEP 3: Renal Function** – recommendations will populate based on documentation.

- You can apply renal dosing manually by clicking the appropriate radio button.

**STEP 4: Heparin/LMWH** – use the drop down to document whether the patient has received Heparin/LMWH in the past 100 days

**STEP 5: Current Regimen** orders can be discontinued here. Otherwise, continue all active orders is defaulted.

**STEP 6: Recommended Pharmacologic Therapy/Recommended Mechanical Therapy**

- If a recommendation has not been selected, a red icon will appear next to the section title.
- Once recommendations are chosen/fulfilled, the icon will turn green.
- The medications display in the order of preference for Northern Light Health.
- In some clinical scenarios, medications offset/delay will prepopulate. There is an option to manually change or add an offset/delay to the order.



**STEP 7: General Lab and Activity Orders** can be placed from this section, if not already ordered.

**STEP 8:** Placing the VTE Advisor order

- Once the recommendation has been selected, click the **Document and Order** button to place the VTE prophylaxis order.
- To Override the advisor, select the reason from the drop-down list.

Document and Order

—Override—  
Disagree with pharmacologic and mechanical recommendations  
Disagree with mechanical recommendations  
Disagree with pharmacologic recommendations  
Patient or family refusal  
Prophylaxis previously addressed  
Prophylaxis reviewed and determined to be appropriate

**STEP 9:** View the Summary

Summary

**Evaluation**

Patient Type:	Medical	Renal Function:	No Renal Dosing
Risk Level:	High Risk	Rapid Onset HIT:	Unknown

**Current Regimen**

Continue:

Unsigned New Orders:  
Activity

**Pharmacologic Therapy**

No contraindication(s) found  
No new pharmacologic orders

**Mechanical Therapy**

No contraindication(s) found  
No new mechanical orders

**General Lab and Activity Orders**

No new general lab or activity orders

View Summary