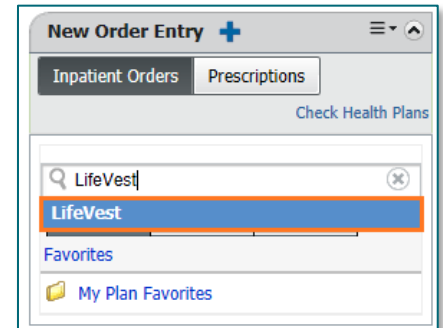


The ability to obtain a LifeVest for a patient is available to order electronically. Ordering this electronically will allow for a more efficient ordering process and the ability to communicate the order electronically to ZOLL.

## Ordering the LifeVest

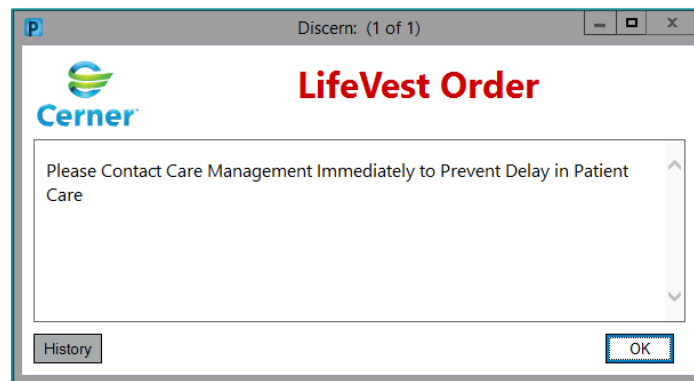
- STEP 1:** Search for the LifeVest order using the New Order Entry component located on the applicable Quick Orders page.
- The order is available to **Inpatient** and **Ambulatory** locations of care.

- STEP 2:** Select the **Orders for Signature** icon and select **Modify Details**.

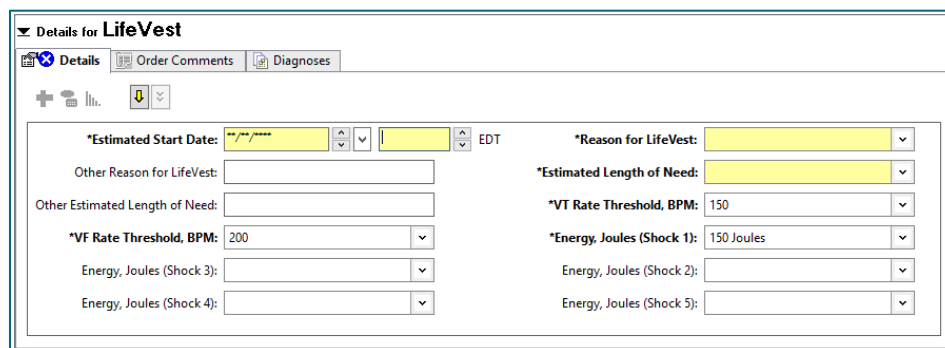


- STEP 3:** Fill in the order details applicable for the patient and select **Sign**.

**IMPORTANT:** Upon signing the order, a Discern Alert will notify the provider to contact Care Management immediately to prevent delay in patient care.





- The order will populate a task to the Resource Center's Multi-Patient Task List to electronically send the order to ZOLL.



**Details for LifeVest**

Details    Order Comments    Diagnoses

+      

*Estimated Start Date: <input type="text" value="MM/DD/YYYY"/>	*Reason for LifeVest: <input type="text"/>
Other Reason for LifeVest: <input type="text"/>	*Estimated Length of Need: <input type="text"/>
Other Estimated Length of Need: <input type="text"/>	*VT Rate Threshold, BPM: <input type="text" value="150"/>
*VF Rate Threshold, BPM: <input type="text" value="200"/>	*Energy, Joules (Shock 1): <input type="text" value="150 Joules"/>
Energy, Joules (Shock 3): <input type="text"/>	Energy, Joules (Shock 2): <input type="text"/>
Energy, Joules (Shock 4): <input type="text"/>	Energy, Joules (Shock 5): <input type="text"/>

## **Care Management**

Provider communication to Care Management of the ZOLL LifeVest **must be initiated** upon signing the order, (i.e. verbal communication). The process for which Care Management handles this order will not change.

## **Communicating the Order to ZOLL**

- STEP 1:** Once the LifeVest order is placed, a task will populate to the Resource Center's **Multi-Patient Task List** to indicate the order needs to be sent to ZOLL.
- The Inpatient and Ambulatory order will populate to the Multi-Patient Task List.
- STEP 2:** Upload the LifeVest packet within NaviHealth.
- The packet will populate all the necessary criteria that needs to be sent via fax within NaviHealth to ZOLL LifeVest at 1-866-567-7615.
- STEP 3:** Complete the task to indicate that the packet has been sent.