

---

The Code Status and Treatment Restrictions order contains terminology that displays in the Banner Bar and Directives in the table of contents, allowing the Code Status to be seen across all venues.

---

## Code Status Order Terminology

### ➤ Full Resuscitation

- Patient is a **full code** and resuscitation should be attempted.
- All medical measures taken to sustain life and if cardiopulmonary arrest occurs, institute full BLS, ACLS, PALS, NRP protocols as appropriate.

### ➤ DNAR/May Intubate

- Allow Natural Death. No CPR. This is equivalent to **DNR**. With cardiac arrest, this directive says **no CPR and no intubation**. If the patient dies, do not try to resuscitate.
- Attempt to treat medical illnesses and conditions by all medically effective means, including **respiratory support**, endotracheal intubation, intravenous fluids, parenteral nutrition, central line with pressors, blood products, etc.

### ➤ DNAR/DNI

- Allow Natural Death. No CPR. This is equivalent to **DNR**. If the patient dies, do not try to resuscitate.
- No CPR. This is equivalent to **DNR**. In the event of cardiac arrest (no pulse and not breathing), do not provide CPR or intubation. Allow Natural Death. If patient has a pulse and/or is breathing, attempt to treat medical illnesses and conditions **but do not intubate**. This means do not intubate for impending respiratory failure, neurologic issues, inability to protect airway, etc.

### ➤ DNAR/Comfort Care

- Allow Natural Death. No CPR. This is equivalent to **DNR**.
- Equivalent to **Comfort Focused Treatments**. Maximize comfort through symptom management and Allow Natural Death.
- Care is focused on relief of physical, emotional, and spiritual suffering and support of patient/family/caregivers. This is often associated with a hospice philosophy and should prompt consideration of hospice referral.

**NOTE:** Icons will display for FirstNet, LaunchPoint, Capacity Management, CareView, and Roomlink.

---

## Code Status Order

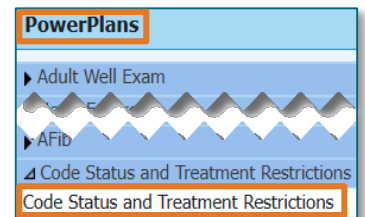
The Code Status will display on the Banner Bar below the patient's name and allergies, while some Workflow MPages have a Code Status or Code Status (Cross Encounter) component. In addition, the Directives table of contents is available to review treatment restrictions.



### ➤ Placing a Code Status Order

If a **Code Status and Treatment Restrictions Order** is active in a chart and a new order is placed, the system cancels the old order and updates the Banner Bar with the new Code Status.



- From the Primary Care Quick Orders MPage
  - Select the **PowerPlan** component.
  - Locate and select the **Code Status and Treatment Restrictions**.
  - Select the shopping cart and select **Modify Details**.
  - Complete required fields.



- Information Source
- Code Status (Cardiopulmonary Arrest Only)
  - Complete other fields as applicable.
- Select **Sign**.
- **Refresh** to see Code Status updated in Banner Bar.

### ➤ From New Order Entry component or Order Catalog

Consider making the **Code Status and Treatment Restrictions** order a favorite.

- Select the  next to New Order Entry or the  button in the Order Catalog.
- In the **Search** field, find the **Code Status and Treatment Restrictions** order, and select.
- Complete required fields.
  - Information Source
  - Code Status (Cardiopulmonary Arrest Only)
    - Complete other fields as applicable.

- Select **Sign**.
- **Refresh** to see Code Status updated in Banner Bar.

**NOTE:** More than one Treatment Restriction option can be selected by holding the Ctrl key down on the keyboard.

**NOTE:** A new Code Status and Treatment Restriction order **MUST** be placed on each hospital admission even if there have been no changes to the patient's code status.

### Global Auto Text

- Use `/code_status` to pull Code Status and Treatment Restrictions into a Dyn Doc note, if desired.

### Advance Directive Form

- If the patient does not have an Advance Directive, the question **Patient Wishes to Receive Further Information on Advance Directive** will need to be completed.

**Advance Directive**

Does Patient have an Advance Directive?

Yes  
 No  
 Unable to Assess Due to Patient Condition

**Patient Wishes to Receive Further Information on Advance Directive**

Yes  
 No - Declined

Location of Advance Directive

Scanned into EMR  
 Copy obtained from previous records  
 Copy placed on paper chart  
 Family to bring in copy from home

Medical Power of Attorney Name

### SmartZone Alert

- If **Unable to Provide Consent** is selected in the **Information Source** of the Code Status and Treatment Restrictions order, a SmartZone Alert will appear for nursing, providers, and midlevel's every 12 hours for each user until the order has been updated.

