

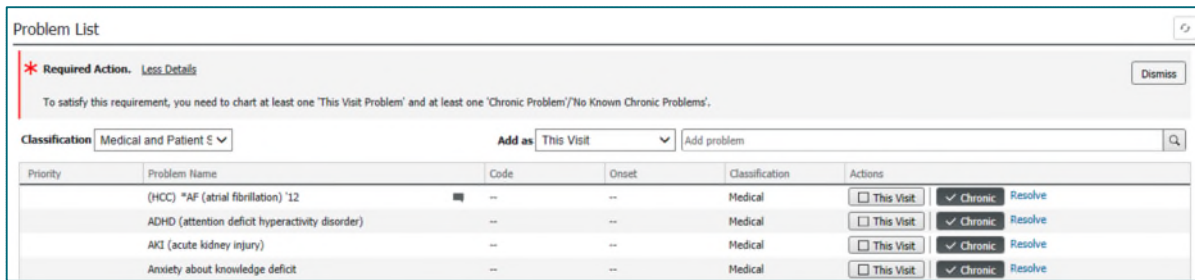
When the patient is being discharged, the Discharge MPage takes you through the necessary steps needed to complete the discharge process. Required Components are indicated with a red asterisk. This flyer reviews the required components.

Discharge MPage

As required elements are completed, the red asterisk becomes a green checkmark.

➤ Problem List

- Review and update the problem list as appropriate.



Problem List

*** Required Action.** [Less Details](#) Dismiss

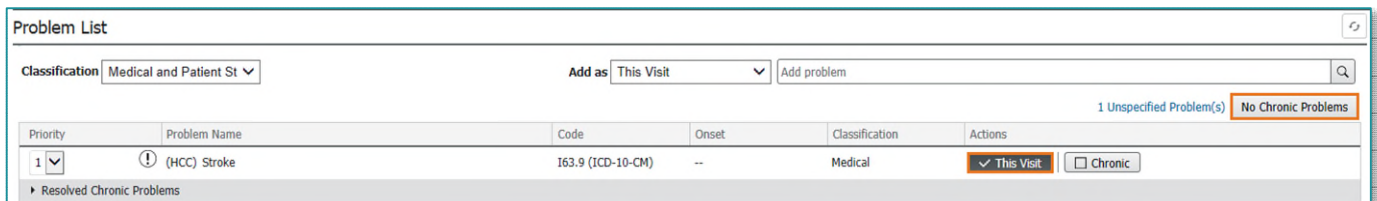
To satisfy this requirement, you need to chart at least one 'This Visit Problem' and at least one 'Chronic Problem'/'No Known Chronic Problems'.

Classification: Medical and Patient St Add as: This Visit Add problem

Priority	Problem Name	Code	Onset	Classification	Actions
	(HCC) *AF (atrial fibrillation) '12	--	--	Medical	<input type="checkbox"/> This Visit <input checked="" type="checkbox"/> Chronic Resolve
	ADHD (attention deficit hyperactivity disorder)	--	--	Medical	<input type="checkbox"/> This Visit <input checked="" type="checkbox"/> Chronic Resolve
	AKI (acute kidney injury)	--	--	Medical	<input type="checkbox"/> This Visit <input checked="" type="checkbox"/> Chronic Resolve
	Anxiety about knowledge deficit	--	--	Medical	<input type="checkbox"/> This Visit <input checked="" type="checkbox"/> Chronic Resolve

- When reviewing the problem list, at least one problem needs to be documented as **This Visit**.

NOTE: If the patient does not have any documented Chronic Problems, click **No Chronic Problems**.



Problem List

Classification: Medical and Patient St Add as: This Visit Add problem

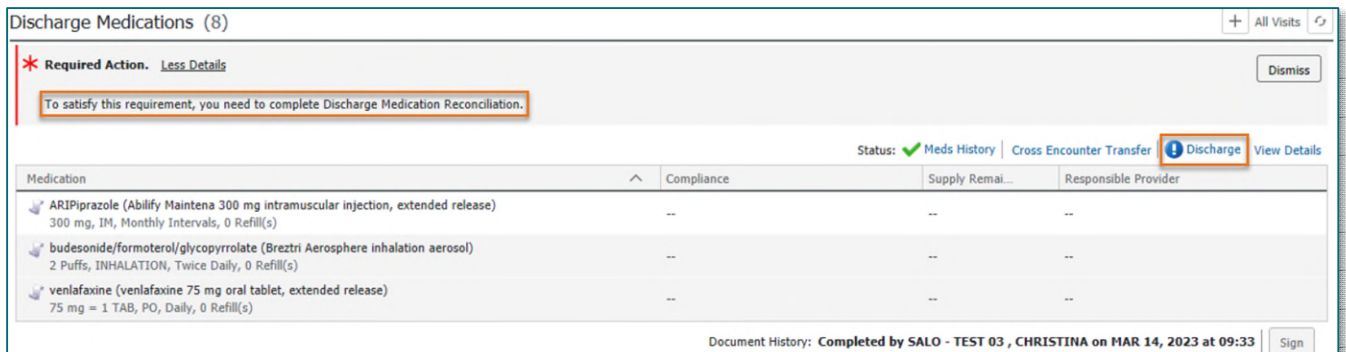
1 Unspecified Problem(s) No Chronic Problems

Priority	Problem Name	Code	Onset	Classification	Actions
1	(HCC) Stroke	163.9 (ICD-10-CM)	--	Medical	<input checked="" type="checkbox"/> This Visit <input type="checkbox"/> Chronic

Resolved Chronic Problems

➤ Discharge Medications

- To satisfy this requirement, complete the **Discharge Medication Reconciliation**.



Discharge Medications (8) All Visits

*** Required Action.** [Less Details](#) Dismiss

To satisfy this requirement, you need to complete Discharge Medication Reconciliation.

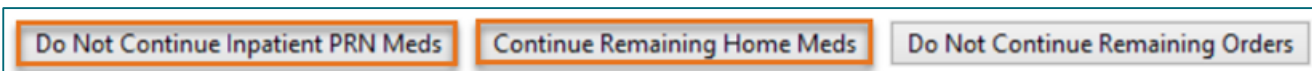
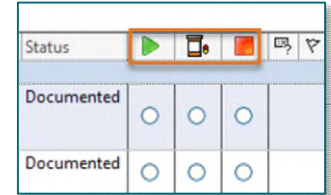
Status: ✓ Meds History Cross Encounter Transfer ! Discharge View Details

Medication	Compliance	Supply Remai...	Responsible Provider
ARIPiprazole (Abilify Maintena 300 mg intramuscular injection, extended release) 300 mg, IM, Monthly Intervals, 0 Refill(s)	--	--	--
budesonide/formoterol/glycopyrrolate (Breztri Aerosphere inhalation aerosol) 2 Puffs, INHALATION, Twice Daily, 0 Refill(s)	--	--	--
venlafaxine (venlafaxine 75 mg oral tablet, extended release) 75 mg = 1 TAB, PO, Daily, 0 Refill(s)	--	--	--

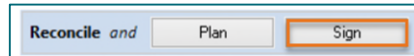
Document History: Completed by SALO - TEST 03, CHRISTINA on MAR 14, 2023 at 09:33 Sign

- Check the blue hyperlink, **Discharge**.

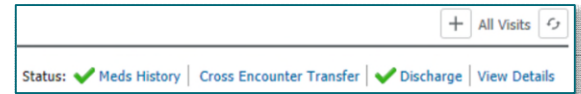
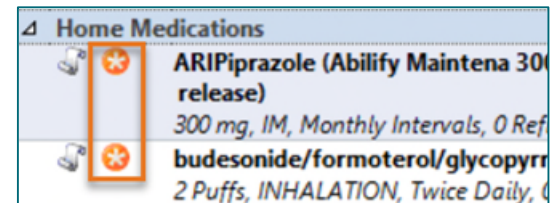
- Select **Continue After Reconciliation, Create New Rx**, or **Do Not Continue After Reconciliation** for each medication.
- Select **Do Not Continue Inpatient PRN Meds** to discontinue inpatient PRN medications.
- Select **Continue Remaining Home Meds** for medications managed by other prescribing providers.



- All medications with an **orange starburst** need to be addressed.
- When completed, select **Reconcile and Sign**.

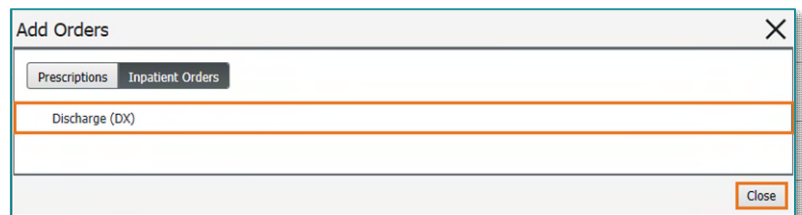
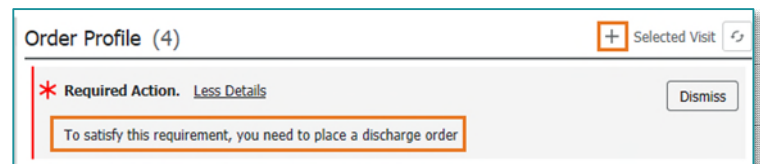


- A green checkmark appears when medication reconciliation has been completed.



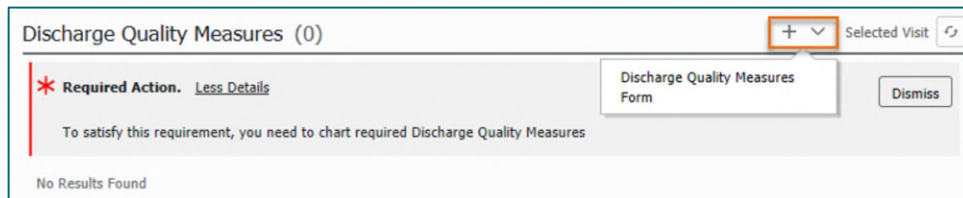
➤ **Order Profile**

- A **discharge order** must be placed using the **Orders Profile** component.
- Click the and select **Discharge (DX)**.
- Click **Close**.
- Select **Orders for Signature**.
 - Complete required fields within the order.
 - Click **Sign**.



➤ Discharge Quality Measures

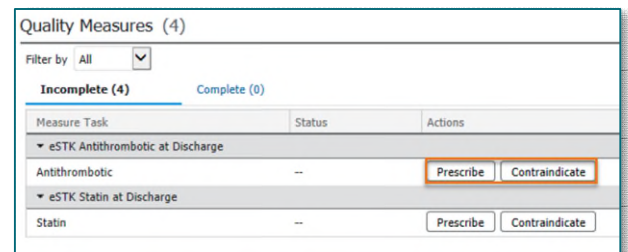
- Completion of the **Discharge Quality Measures** form indicates if the patient was treated for a diagnosis that meets quality measures.



- Open the form by clicking the arrow above, then complete **as applicable**.

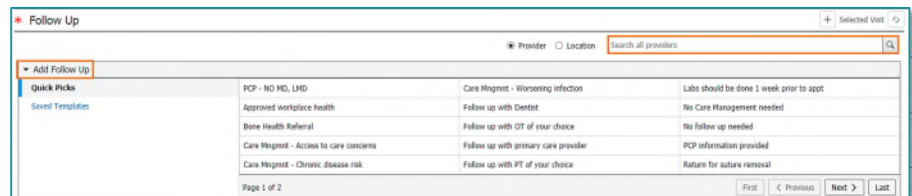
➤ Quality Measures

- This component contains items that meet eCQM measures, if applicable.
- If there is an item that needs to be addressed, it is indicated in the **Incomplete** tab of the Measure.
 - To complete the item, select **Prescribe** or **Contraindicate** as it applies.
 - Items that have been completed, are displayed in the **Complete** tab.



➤ Follow Up

- At least **one** Follow Up needs to be added prior to discharge.
- From the quick picks, a follow up appointment is selected.
 - Providers can use the search option located to the top right of the **Follow Up** component.



NOTE: This may be completed by the nursing staff.

➤ Patient Education

- At least **one** patient education topic needs to be selected based on the patient's diagnosis.
- Additional topics may be selected and can be completed by the provider or nursing staff.

- Highlight the education topic(s) desired and when complete, select **Done**.

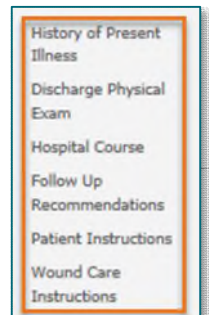
The screenshot shows the 'Patient Education' window. At the top, there is a 'Required Action' section with a red asterisk and a 'Dismiss' button. Below this is a 'Quick Suggestions' section with buttons for 'Favorites', 'Custom', and 'More Options...'. The main area is a table with two columns: 'All This Visit Problems' and 'Suggestions based on All This Visit Problems'. The table lists various medical conditions and corresponding educational topics, each with a star icon for selection. At the bottom, there is an 'Education Language' dropdown set to 'English' and a 'Done' button.

All This Visit Problems	Suggestions based on All This Visit Problems
1:Paroxysmal atrial fibrillation	ABDOMINAL TRAUMA (Child) ☆ Identifying Your Heart Risks ☆ Medications for Heart Disease ☆
2:Moderate laceration of right kidney	ARRHYTHMIA, Unspecified ☆ Intimacy and Heart Disease: Communication Tips ☆ Stroke and Heart Disease ☆
3:FH: total knee replacement	Atrial Fibrillation ☆ Intimacy and Heart Disease: Resuming Sexual Intimacy ☆ Taking Calcium Channel Blockers ☆
	Diabetes and Heart Disease ☆ Intimacy and Heart Disease: Talking with Your Partner ☆ Tips for Quitting Smoking (Cardiovascular) ☆
	Eating Heart-Healthy Foods ☆ Intimacy and Heart Disease: Your Emotions ☆ Understanding Atrial Fibrillation ☆
	Exercise for a Healthier Heart ☆ Left Atrial Appendage and Closure (LAAC) ☆ When Your Child Has a Cardiac Arrhythmia ☆
	Having Catheter Ablation ☆ Living with Atrial Fibrillation: Preventing Stroke ☆ When Your Child Needs Catheter Ablation ☆
	HEART DISEASE EDUCATION ☆ Low-Salt Choices ☆ 7 More Suggestions... >

NOTE: Clicking more than once on the education will add it multiple times.

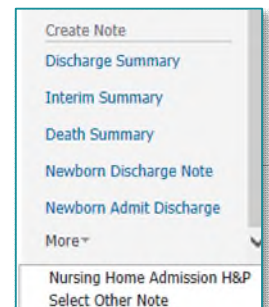
➤ **Dynamic Documentation**

- Components for your dynamic documentation note are found on the Discharge MPage.
- These include **History of Present Illness, Discharge Physical Exam, Hospital Course, Follow Up Recommendations, Patient Instructions, and Wound Care Instructions.**
- These can be added via auto text, free text, or using voice recognition.



NOTE: Information documented in some of these components flows to other locations for staff and patient review.

- In the **Create Note** section there are multiple Dynamic Documentation Note templates available to select from:
 - Discharge Summary
 - Interim Summary
 - Death Summary
 - Newborn Discharge Note
 - Newborn Admit Discharge
 - Nursing Home Admission H&P



➤ **Additional Components**

- Additional Components that are available for review:
 - Allergies
 - Calculators
 - Care Team
 - Chief Complaint
 - Clinical Charge Entry
 - Controlled Substances
 - Diagnostics
 - Discharge Planning
 - Documents
 - Goals and Interventions
 - Health Concerns
 - Labs Flowsheet
 - Media Gallery
 - Microbiology
 - Pending Laboratory and Radiology
 - Risk Indicators
 - Vital Signs