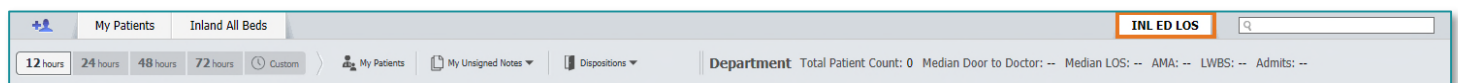


A new function called "Checkout" will be implemented for all Emergency Department and Walk-in-Care locations, allowing for viewing, documentation, and reporting related to patients seen in the unit.

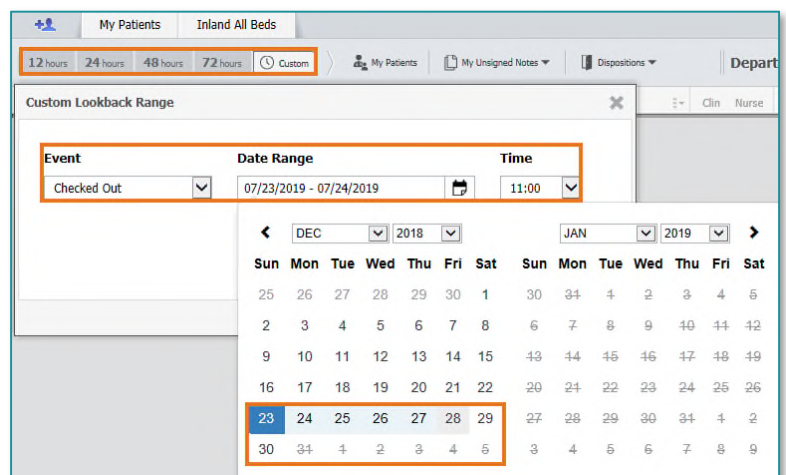
Checkout Board

The Checkout Board is a new feature that mimics the Enhanced Tracking LOS/Look-Up/Discharged Patients tab for all ED and WIC sites. This tool will be accessible from LaunchPoint by clicking the LOS tab to the right on the screen.

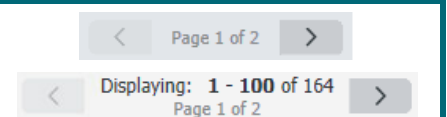


➤ Lookback Ranges

- Quick selections allow for lookback of: 12 / 24 / 48 / 72 hours
- Custom button allows for selection of:
 - Event (Checked-in, Checked-Out, Discharge)
 - Day/Date Range (can select up to 7 days in a series)
 - Start time (will pull 24 hours from this time)

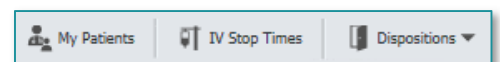
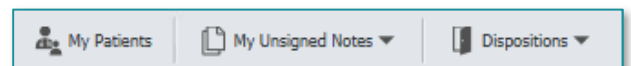


NOTE: If more than 100 results are returned, previous and next arrows will appear in the top right of the window and at the bottom of the list to review.



➤ Filters and Metrics

- Physicians, PAs and APNs will be able to filter for My Patients, Note Status, and Patient Disposition.
- Clinical and Clerical staff will be able to filter for My Patients, IV Stop Time documentation status, and Patient Disposition.
- Metrics will calculate based on the list generated. Clicking the **Department** hyperlink will open Discern Reports for more detailed reporting.



Department Total Patient Count: 164 Median Door to Doctor: 20 min Median LOS: 2 hrs 14 min AMA: 1 (0.6%)
LWBS: 2 (1.2%) Admits: 15 (9.1%)

➤ Checkout Board Information and Features

Check-in Time	Check-out Time	Pre-Checkout Location	Patient Information	Clin	Nurse	Patient Details
07/31/2019 09:19	07/31/2019 09:50	ER,07	4 *TESTING, MICHAEL 22y M	JA	AD	FLU LIKE SYMPTOMS
07/31/2019 09:27	07/31/2019 09:49	ER,03	***** 49y F	JA	AL	EAR PAIN
07/31/2019 09:07	07/31/2019 09:43	ER,04 Possible Sepsis	3 *TESTING, RYAN 36y M	Joe	AD	ABD PAIN consult paged
07/31/2019 09:12	07/31/2019 09:41	ER,02	3 *TESTING, CHLOE 65y F	Joe	AD	Cough
07/31/2019 09:18	07/31/2019 09:37	ER,05 NPO	2 *TESTING, ASHLEY 34y F	Joe	AL	Chest pain to EMMC

- Check-in and Check-out time are columns that can be used to sort. Single-click the column header to change sort. Default sort is descending (latest to earliest) by Check-out time.
- Pre-Checkout Location will show any events associated to the patient at the time of removal from LaunchPoint.
- Patient Information column will retain privacy (*****) if set. If the name is **italic*, it is an indication that the last name appears more than once in the list.
- Clicking **Patient Name** in patient information column will open the chart. Clicking the blank space after patient sex will open a patient summary. Informational icons (allergies, prearrival forms, 30 day re-admit, etc.) will appear.
- Hover on **Assigned Staff** columns to see who cared for the patient.
- Discharge Diagnosis and any Comments remaining on LaunchPoint at disposition will appear in Patient Details.
- Physicians, PAs and APNs will see Disposition, LOS, and Documentation Status. Double-clicking the Documentation Status will allow for review/completion of the Provider Note and Patient Summary documents.
- Clinical Staff can quickly see undocumented IV Stop Times and click to chart the infusion end time. Clinical staff will also see Disposition and LOS.

Disposition	LOS	Icons
Home	2h 12m	<input type="checkbox"/>
Home	0h 56m	<input type="checkbox"/>
Home	1h 45m	<input type="checkbox"/>
Admitted as inpatient to this hospital	6h 38m	<input type="checkbox"/>
Home	1h 12m	<input type="checkbox"/>
Home	5h 50m	<input type="checkbox"/>

Disposition	LOS
Home	4h 13m
Home	1h 10m
Home	1h 17m
Home	3h 58m
Home	6h 30m
Inpatient	20h 53m