

Last A&P allows providers to carry forward previously documented Assessment and Plan text located within the Workflow MPage when the same diagnosis from a prior encounter is selected. Assessment & Plan Template refers to using designated templates that automatically pull in orders associated with the selected diagnosis for up to 48 hours.

Last A&P

Providers and clinicians can pull forward their own last A&P free text narrative or another user's most recent documentation when the same diagnosis is selected from a prior encounter.

NOTE: The diagnosis must match a prior entry (same ICD10 code) before a free text narrative can be copied forward.

➤ Last A&P Dropdown Options

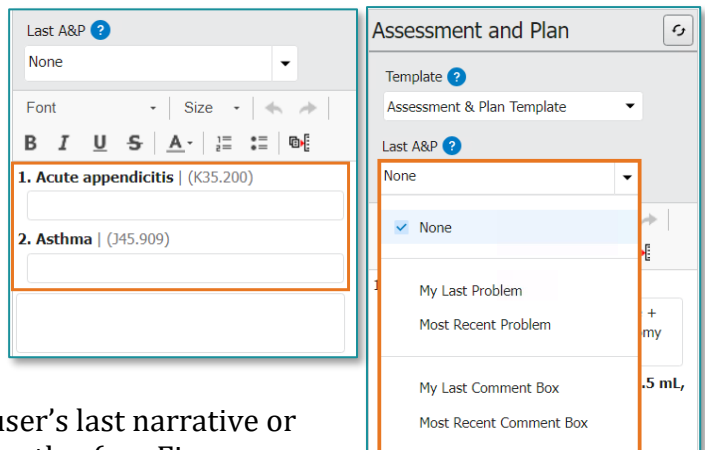
- **None:** no free text narrative will be brought forward.
- **My Last Problem:** pulls forward user's most recent narrative from the same diagnosis; (see figure 1A).
- **Most Recent Problem:** pulls forward most recent narrative from another user from the same diagnosis; (see Figure 1A).
- **My Last Comment Box:** copies forward user's last narrative or most recent comment from the past 18 months; (see Figure 1B).
- **Most Recent Comment Box:** copies forward most recent comment from another user on the current visit or past visit from the past 18 months (see Figure 1B).

NOTE: The default option is set to None and does not stick after the note is signed.

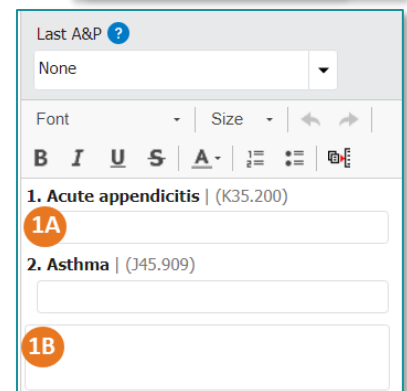
➤ Selecting My Last/Most Recent Problem and Comment Box

STEP 1: Select an **existing** diagnosis from the Problem List component.

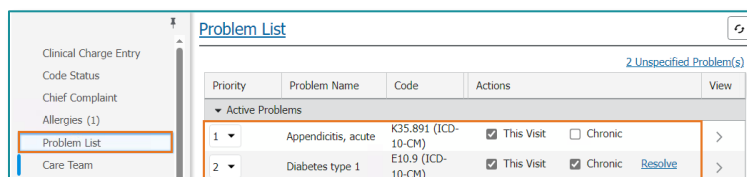
- Additional problems can be added by using the search option.



The screenshot shows two overlapping windows. The top window is the 'Last A&P' dropdown menu, which is currently set to 'None'. Below the dropdown is a list of active problems: '1. Acute appendicitis | (K35.200)' and '2. Asthma | (J45.909)'. The bottom window is the 'Assessment and Plan' template selection interface, which also has 'None' selected in its 'Last A&P' dropdown. Other options visible include 'My Last Problem', 'Most Recent Problem', 'My Last Comment Box', and 'Most Recent Comment Box'.



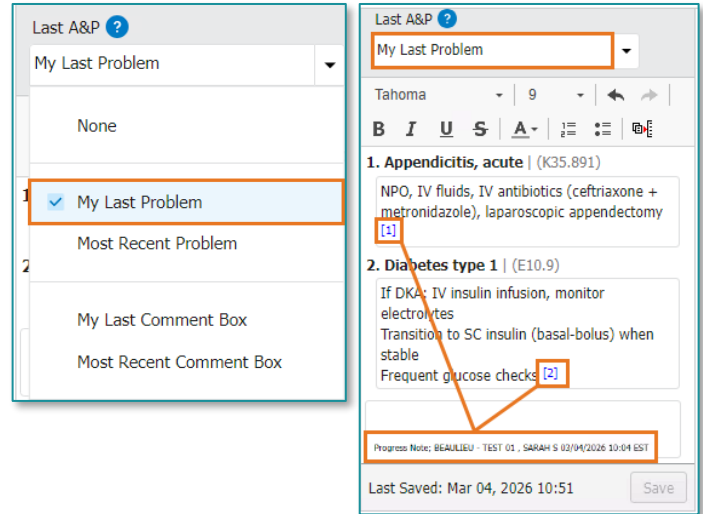
This screenshot shows the 'Last A&P' dropdown menu with 'None' selected. Below the dropdown, the same list of active problems is shown: '1. Acute appendicitis | (K35.200)' and '2. Asthma | (J45.909)'. A red circle with the number '1A' is placed over the first problem, and another red circle with the number '1B' is placed over the second problem, indicating the selection points for the 'My Last Problem' and 'Most Recent Problem' options respectively.



The screenshot shows the 'Problem List' component in the software interface. It displays a table of active problems with columns for Priority, Problem Name, Code, Actions, and View. The table contains two entries:

Priority	Problem Name	Code	Actions	View
1	Appendicitis, acute	K35.891 (ICD-10-CM)	<input checked="" type="checkbox"/> This Visit <input type="checkbox"/> Chronic	>
2	Diabetes type 1	E10.9 (ICD-10-CM)	<input checked="" type="checkbox"/> This Visit <input checked="" type="checkbox"/> Chronic Resolve	>

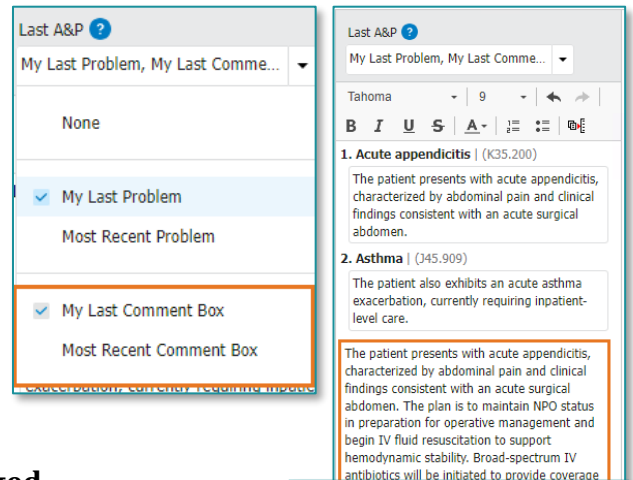
- STEP 2:** Within the **Assessment and Plan** component of the Workflow MPage, select **My Last Problem** or **Most Recent Problem** from the Last A&P dropdown.
- **My Last Problem** will carry forward the user's previously written **free text narrative** under each specified diagnosis.
 - **Most Recent Problem** will carry forward another user's last documentation under each specified diagnosis.



NOTE: Source information is displayed in clickable footnotes.

NOTE: Copy forward crosses encounters if the same diagnosis is used.

- STEP 3:** From the **Last A&P** dropdown, select **My Last Comment Box** or **Most Recent Comment Box**.
- **My Last Comment Box** allows clinicians to copy forward their last free text narrative of the Assessment and Plan.
 - **Most Recent Comment Box** allows clinicians to copy forward the most recent comment from themselves or another user on past visits from the last 18 months.

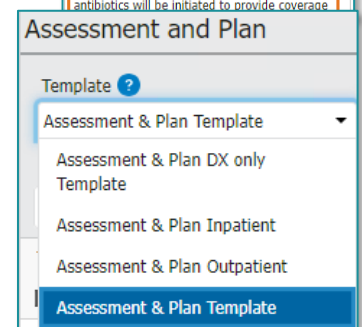


NOTE: Dynamic Documentation notes need to be signed before the Last A&P can be copied forward. Assessment & Plan Template

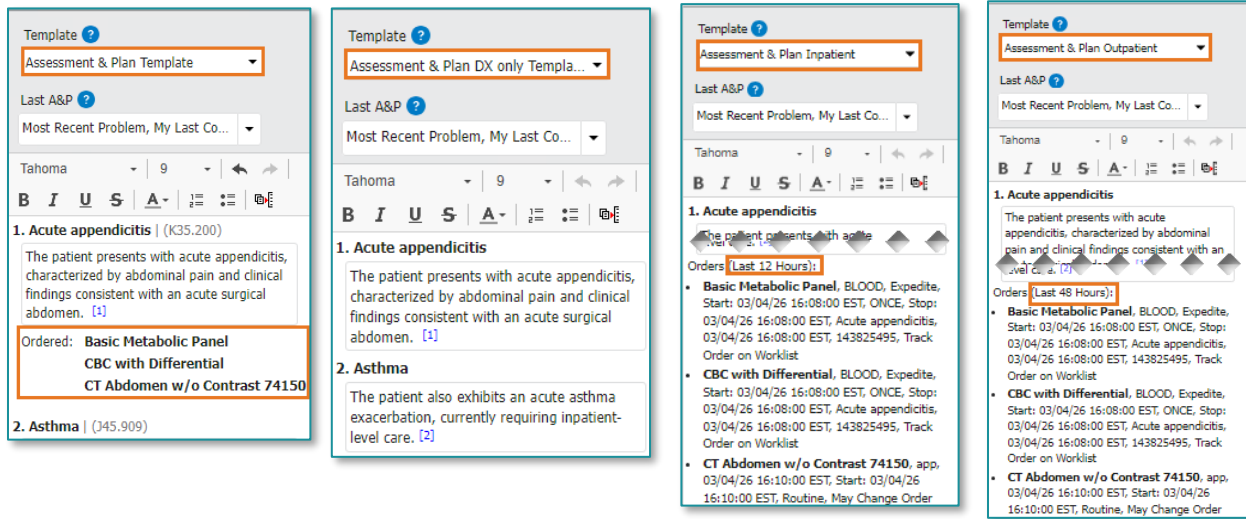
Multiple A&P templates are available to pull in orders associated to the diagnosis. **Once a template is selected, it is remembered for future use, unless changed.**

➤ **Assessment & Plan Template Types**

- **Assessment & Plan Template (default):** includes all This Visit Problems (Diagnoses) and orders associated to the problems until the encounter is discharged.
- **Assessment & Plan DX only Template:** Includes only a list of This Visit Problems (Diagnoses). No order information included.
- **Assessment & Plan Inpatient:** Includes all This Visit Problems (Diagnoses) and orders from the past 12 hours on the current encounter.



- Assessment & Plan Outpatient:** Includes all This Visit Problems (Diagnoses) and orders from the past 48 hours for clinic/ambulatory encounters.



NOTE: Orders placed or co-signed by the provider will be listed in the Assessment & Plan Templates. Orders signed by other providers will not appear.

- After completing documentation in the Workflow MPage, providers can open the appropriate note where the information will flow into the Assessment and Plan section.

