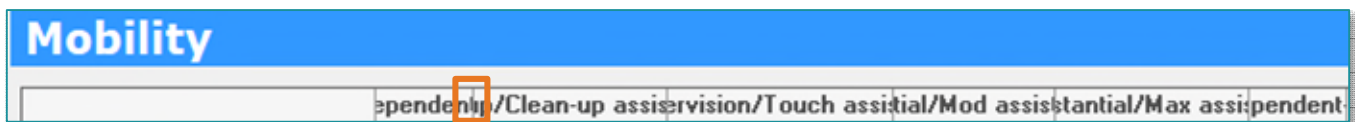

The PowerForms documented by Physical Therapists have been updated to align with Cerner enhancing the workflow for the therapist. The updates include changes to the dropdown options content, including the order they appear, changes to grids, removal of some documentation fields, and addition of new documentation throughout the PowerForms.

Grid Column Headers


- **Grid column headers** are aligned with model and all of the column title may not be in view.
- **Adjusting grid columns size** allows the column header to be seen more easily.
 - Select the line in between two columns, then click and drag to make bigger.



PT Inpatient Evaluation

- **Assessment Section**
 - **Clinical Assessment Summary** replaces **Assessment/Justification**.

Adult and Pediatric Outpatient Daily, Inpatient Daily, and Progress Note Documentation Forms Changes

- **Review/Treatments Provided Section**
 - Click **Yes** in **Short Term Goals Reviewed** to open the **PT Short Term Goals** section for documentation.
 - Treatment sections are accessed from **Treatments Provided This Date** subsection.
 - Select the desired treatment to be documented and the section will open.
 - Use the **circle back**  button to return to **Review/Treatments Provided**.

- Select the next treatment to be documented and continue this process until all applicable treatment sections are documented.

NOTE: Once a section has been documented, it can be opened for review or further documentation from the section menu on the left.

NOTE: Total Visit Count and Visits Since Last Progress Note on the Outpatient Therapy forms will not be accurate on existing patients. The counter is unable to look back at previously documented forms. New patients on or after the implementation will display an accurate visit count.

➤ **General Information/Review Treatments Provided Sections**

- **Pain Present**
 - If **Yes actual or suspected pain** is selected, it opens the **Pain Assessment** section.

➤ **Pain Assessment Section**

- In **Pain Assessment Tools**, based on documentation within **Self Report Pain** or **Unable to Self Report Pain**, the appropriate documentation field or section opens to allow for documentation of the pain score.

➤ **Pain Assessment Detail Section**

- Documenting **Additional Pain** opens the **Additional Pain** section.
 - **Additional Pain** section replaces the **Secondary Pain Assessment** section.

➤ **Reflexes Section**

- **Babinski Test** can be documented in the **Additional Special Tests** section.

➤ **Mobility Section**

- Ambulation grid has been replaced with individual documentation fields.

➤ **Aquatic Therapy Section**

- Use the **Comment** column to document additional details or the patient's response.

➤ **Education Section**

- **Responsible Learner Present for Session** replaces **Responsible Learner(s) Present**.
- **Additional Learners(s) Present** replaces **Primary Learner(s) Present**.
- **Teaching Method**
 - Updated options.

Responsible Learner Present for Session

Yes
 No

Additional Learner(s) Present

<input type="checkbox"/> Spouse	<input type="checkbox"/> Significant other
<input type="checkbox"/> Daughter	<input type="checkbox"/> Son
<input type="checkbox"/> Family member	<input type="checkbox"/> Other:
<input type="checkbox"/> Friend	
<input type="checkbox"/> Grandfather	
<input type="checkbox"/> Grandmother	
<input type="checkbox"/> Father	
<input type="checkbox"/> Mother	
<input type="checkbox"/> Sibling	

Teaching Method

<input type="checkbox"/> Demonstration	<input type="checkbox"/> Explanation	<input type="checkbox"/> Teach-back	<input type="checkbox"/> Web-Based
<input type="checkbox"/> Electronic	<input type="checkbox"/> Printed materials	<input type="checkbox"/> Video/Educational TV	

- **Document learning evaluation for Responsible Learner(s)** grid has a **Comment** column which replaces the **Written Information** column.
 - **Teach back** is no longer a grid column and is to be documented in **Teaching Method**.

Document learning evaluation for Responsible Learner(s)					
Attention/Concentration Strategies	Verbalizes understanding	Demonstrates	Needs further teaching	Needs practice/supervision	Comment

- Additional education topics for ambulation with devices have been added.
- **Home Program/Education** has been added.
 - **Med-Bridge codes** and other education provided can be added here.

Home Program/Education

Segoe UI 9 **B U I S**

➤ Posture/Deviations Section

- The **Posture** and **Deviation** Grid columns are in a different order.

Posture							
	Fixed	Flexible	Sitting	Standing	Details		
Deviations							
	Fixed	Flexible	Left	Right	Sitting	Standing	Details

➤ Modalities Section

- **Body Region** and **Settings** are free text fields.

Body Region	Settings

➤ IADL

- **Instrumental Activities of Daily Living** grid column headers have changed.
 - **Complete I** is for Complete Independence.
 - **Mod I** is for Moderate Independence.
 - **Distant S** is for Distant Supervision.
 - **Close S** is for Close Supervision.
 - **CGA** is for Contact Guard Assist.
 - **Min A, Mod A, Max A, and Total A** are for the different levels of assistance needed.

➤ Skin Assessment/LE Casting Section

- Replaces **Skin/Edema** and **LE Casting** Sections.
- **Skin Assessment, Lower Extremity Casting, Casting ROM, and Neurovascular Assessment Lower Extremity** are documented in the new combined section.
- **Nail Bed Description** grid has new column header descriptions.

Nail Bed Description						
	Pink	Black	Cyanotic	Dusky	Pale	Comment
Left Foot						
Right Foot						

➤ WC Management Section

- **Wheel 50 Feet with Two Turns** and **Wheel 150 feet** are new additions to the **Wheelchair Mobility** grid.
 - Documentation in those grid rows opens the respective documentation to identify what type of wheelchair the patient is using.

Wheel 50 Feet with Two Turns
Wheel 150 feet

Type Wheelchair, Scooter Use 50ft	Type Wheelchair, Scooter Use 150ft
<input type="radio"/> Manual wheelchair <input type="radio"/> Motorized wheelchair	<input type="radio"/> Manual wheelchair <input type="radio"/> Motorized wheelchair

➤ UE Coordination

- If more than one trial of the **9 Hole Peg Test** is completed, document the best number from the trials performed.

➤ **Special Tests Rehab Section**

- Renamed from **Spine Special Tests**.

➤ **Additional Special Tests Section**

- Renamed from **Special Tests**.

➤ **Strapping/Casting Section**

- Certain charges are not available for documentation until the actual strapping or casting has been documented.
- **Co-Treatment Minutes** will be included in the **Time Spent with Patient** calculations.

➤ **Home Environment and Home Environment II Sections**

- **Living Environment** is a **Smart Template** that pulls in documentation from **Home Environment**.

Units	Therapy Assistant Units	Minutes
Strapping Shoulder (29240)		
Long Leg Cast Application (29358)		
Strapping Elbow/Wrist (29260)		
Cylindrical Cast (Thigh to Ankle) Application (29365)		
Strapping Hand/Finger (29280)		
Short Leg Cast (Below Knees to Toes) Application (29405)		
Patellar Tendon Bearing Cast Application (29435)		
Strapping Hip (29520)		
Rigid Total Contact Leg Cast Application (29445)		
Strapping Knee (29530)		
Club Foot With Molding/Manipulation, Long or Short Cast Application (29450)		
Strapping Ankle/Foot (29540)		
Strapping Toes (29550)		

Repetition/Time Column in Various Grids

- The **Repetition/Time** column has replaced the **Repetition/Time/Percentage** column.
 - **Percentage** can be documented in **Repetition/Time** column by adding a % symbol after a number.

PT Certification Letter

➤ **Physician Certification Section**

- **Number of Visits this Interval**
 - Document how many visits are being requested for this interval.

*Number of Visits This Interval

➤ **Plan Section**

- **Certification Letter Time Interval**
 - Document the amount of time there will be between certifications.

Pediatric Forms

- **PT Pediatric Development Evaluation** has been renamed to **PT Pediatric Evaluation**.
- The following sections have been added to the **PT Pediatric Evaluation** form.
 - **Torticollis Physical Screening**
 - **Birth and Developmental History**

- The **Assessment** section has been removed and the following documentation has been added to the **Plan** section.
 - **Rehab Prognosis** formerly **Rehabilitation Potential**
 - **Prognosis Fair Due To**
 - **Prognosis Guarded Due To**
 - **Clinical Assessment Summary**
 - **Treatment Recommendations**
- **CHEOPS** is a new pain assessment section for children.
- **Pain Review** is a new section allowing the documentation of how the child communicates pain.
- **Functional Motor Skills** is a new section.
- **Cervical ROM/Strength** has been renamed to **Cervical Mobility**.
 - **Sidebend Left** and **Sidebend Right** have been added to the grids.
- **Peabody Motor Scales** section consists of individual grids for **Raw Score**, **Age Equivalent**, **Percentile**, and **Standard Score**.

Team Conference Form

- **Education/Referrals Section**
 - Grid columns are in a different order.

Verbalizes understanding	Needs further teaching	Needs reinforcement	Referral made	Comment
--------------------------	------------------------	---------------------	---------------	---------

- **Nursing Summary Section**
 - Use **Other** in **Urinary Elimination** to document **External Female** and **Male Catheters**.

Wheelchair and Seating Evaluation Form

- **Position Assessment UE** has a new subsection for documenting **Upper Extremities Assessment**.
- **Position Assessment LE** has a new section for documenting **Lower Extremities Assessment**.

New Section in PT Forms

- **OMC Test (Orientation Memory Concentration Test)**

The screenshot shows a software interface for the Orientation Memory Concentration Test. The title bar reads "DMC Test - PROMISEPOINT, MARY". The form is titled "Orientation Memory Concentration Test" and contains several sections with radio button options:

- Patient's Response to Current Year:** Correct Incorrect
- Patient's Response to Current Month:** Correct Incorrect
- Patient's Response to Current Time Within One Hour:** Correct Incorrect
- Patient's Ability to State the Months in Reverse Order:** Correct 1 Error 2 or more errors
- Patient's Ability to Repeat the Memory Phrases:** Correct 1 Error 2 Errors
- Patient's Ability to Count Backward 29 to 1:** Correct 1 Error 20 or more errors
- Calculation for Orientation Memory Concentration:** None or no significant cognitive impairment Mild cognitive impairment Moderate to severe cognitive impairment
- Score Indication:** Mild to severe cognitive impairment may indicate your patient is at risk for delirium. Moderate to severe cognitive impairment indicates the patient's reliability to self-report pain is...

At the bottom, there is a note: "This result contributes to the interpretation and may not match the Katzman scale. Do not document in this field." and another note: "Mild to severe cognitive impairment may indicate your patient is at risk for delirium. Moderate to severe cognitive impairment indicates the patient's reliability to self-report pain is..."

New Forms

These forms have been added to the **Outpatient Physical Therapy** Adhoc folder.

- HOOS. JR. Adult Hip Survey
- HOOS. JR, Adult Knee Survey

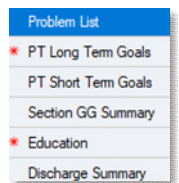
NEW: PT Outpatient Discharge Summary and Inpatient Discharge Summary Forms

NOTE: The current PT Inpatient Discharge Summary and PT Outpatient Discharge Summary forms are renamed PT Inpatient Treatment Discharge Summary and PT Outpatient Treatment Discharge Summary.

- There will be two options for completing a discharge summary.

Option 1:

- The model discharge workflow is to complete the **Daily Documentation** form and then complete the **PT Outpatient Discharge Summary** or the **PT Inpatient Discharge Summary** form.
 - Open the **Problem List**, **PT Long** and **Short-Term Goal** sections to pull in the previous documentation.
 - **Inpatient PT** will need to open the **Section GG Summary** for inpatient Rehab patients.
 - Complete the **Education** and **Discharge Summary** sections.



NOTE: The new **PT Outpatient Discharge Summary** and **PT Inpatient Discharge Summary** forms do not contain documentation for charging. If the form is completed and the patient is seen on the day of discharge, the **Daily Documentation** form **MUST** also be documented so charges can be captured.

Option 2:

- Patient **IS** seen on the day of discharge:
 - Complete the **PT Outpatient Treatment Discharge Summary** or the **PT Inpatient Treatment Discharge Summary** form.
- Patient is **NOT** seen on the day of discharge:
 - Complete the **PT Outpatient Discharge Summary** or the **PT Inpatient Discharge Summary** form.

For questions regarding process and/or policies, please contact your unit's Clinical Educator or Clinical Informaticist. For any other questions please contact the Customer Support Center at:
207-973-7728 or 1-888-827-7728.