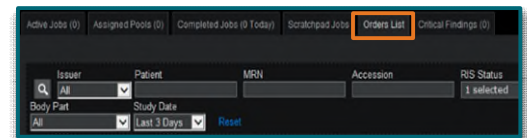


This flyer outlines the process for Basic Dictation in Fluency for Imaging (FFI)

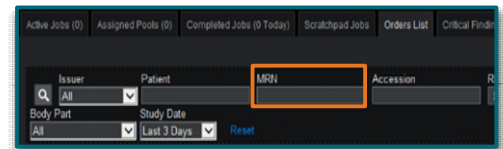
STEP 1: Log into Fluency for Imaging, select **Admin** in the dropdown.



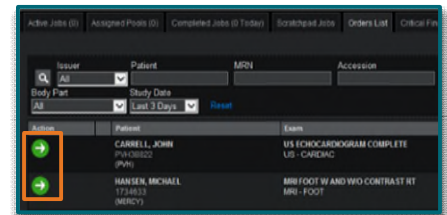
STEP 2: Select the **Orders List** tab.



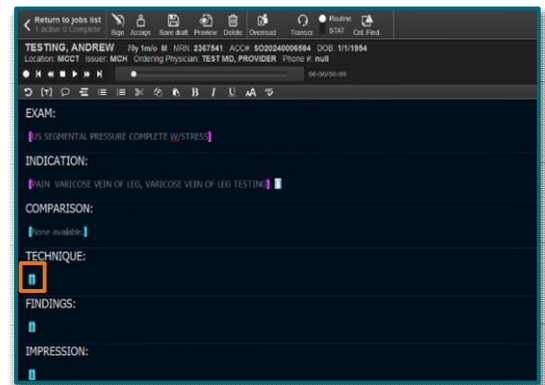
STEP 3: Enter patient MRN, then press **Enter**.



STEP 4: Select the **Green Action** button to access the **Patient Studies**.



STEP 5: The **Basic Default** report template will be displayed based on procedure code. Select **Between** the brackets to begin dictation.



STEP 6: When dictation is complete, select **Sign**.

