

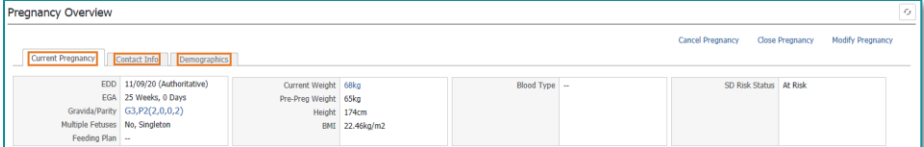
The Triage/Ante/Labor MPage is for nursing documentation during the different phases of labor. There are several components that are women's health related on this MPage.

Triage/Ante/Labor MPage

The Triage/Ante/Labor MPage will be utilized for nursing documentation of the patient throughout the stages of labor. Information is viewable across encounters in some of these components. Components on this page are viewable once a patient's pregnancy has been added.

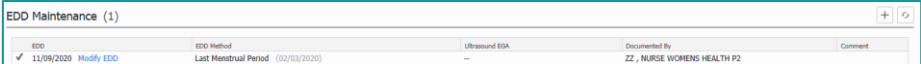
➤ Pregnancy Overview

- This component has three tabs.
- The first tab, **Current Pregnancy**, displays information regarding the current pregnancy.
- The second tab, **Contact Info**, has contact information that populates from registration.
- The third tab, **Demographics**, contains demographic information that populates from registration.
- It is from this component that you can also cancel, close, or modify a pregnancy.




➤ EDD Maintenance

- **EDD Maintenance** will begin with the onset of the pregnancy.
- As dating ultrasounds are performed, they are added in this component and the EDD will update based on the new information.
- The Authoritative date to reference for the patient's EDD will be identified with a checkmark in front of the date.



➤ Admission

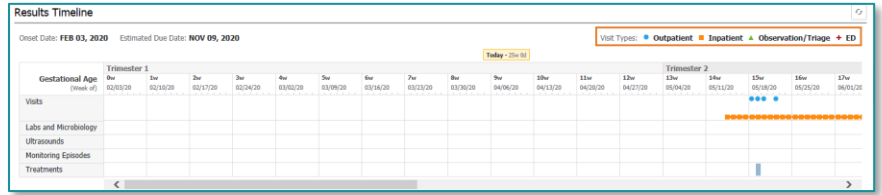
- This component will display information from the admission history form.
- In addition, the Maternal Fetal Triage Index (MFTI) will display here.



- Admission History Forms and the MFTI can be accessed from this component.

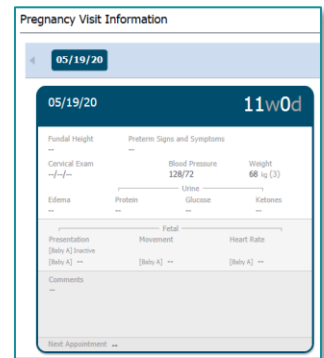
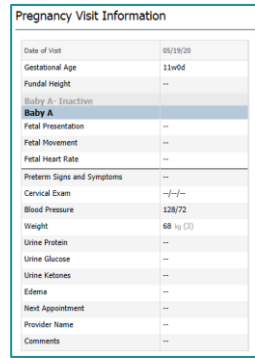
➤ **Results Timeline**

- A timeline that initiates with the onset of the pregnancy until delivery.
- This timeline will display: Vitals, Labs, Ultrasounds, Monitoring Episodes, and Treatments.
- Visit types are indicated with different icons on the timeline.
- Events associated with the visit types can be clicked on to see the details of the visit.



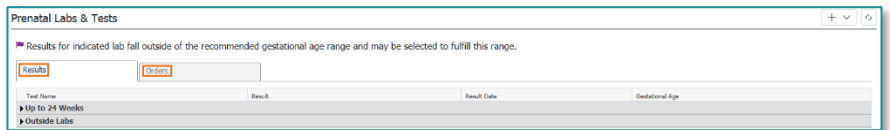
➤ **Pregnancy Visit Information**

- Information created in the ambulatory setting.
- Can be viewed in either a graph format or a “card” format.
- Information in this component represents information that would be found on the ACOG form.
- Information in this component include information about the Baby, Blood Pressure, Weight, Urine Results, and provider notes.



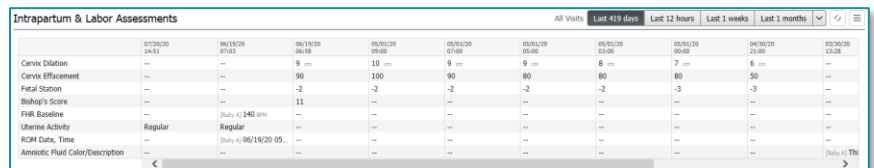
➤ **Prenatal Labs & Tests**

- Prenatal Labs and Test results will be displayed in this component.
- The results are broken down by trimester.
- The first tab has the labs and tests results and the gestational age.
- The second tab has the orders that will be included in the component, broken down by trimester.



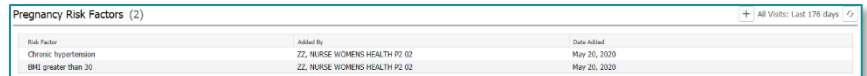
➤ **Intrapartum & Labor Assessments**

- Information in this component will populate based on nursing documentation.
- Documentation includes Cervical Dilation, Cervical Effacement, Fetal Station, Bishop’s Score, FHR Baseline, Uterine Activity, ROM Date/Time, and Amniotic Fluid Color/Description.



➤ Pregnancy Risk Factors

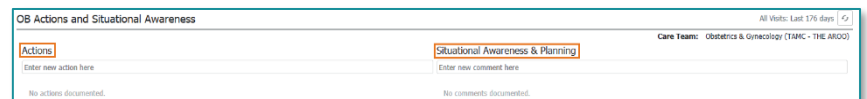
- Risk Factors documented by the provider will display here.
- Risk Factors are associated to the pregnancy diagnosis on the problem list for the patient.
- When the patient is discharged, these problems will be listed as resolved.



Risk Factor	Added By	Date Added
Chronic Hypertension	ZZ, NURSE WOMENS HEALTH PE 02	May 26, 2020
BMI greater than 30	ZZ, NURSE WOMENS HEALTH PE 02	May 26, 2020

➤ OB Actions and Situational Awareness

- A free-text component that will display concerns that the healthcare team are aware of and the actions that are being taken to address these concerns.



OB Actions and Situational Awareness

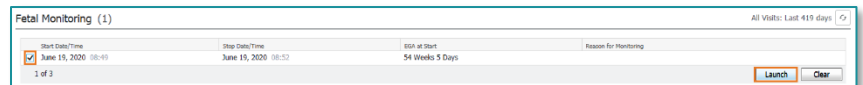
Actions: Enter new action here

Situational Awareness & Planning: Enter new comment here

Care Team: Obstetrics & Gynecology (T1MC - THE ARCOO)

➤ Fetal Monitoring

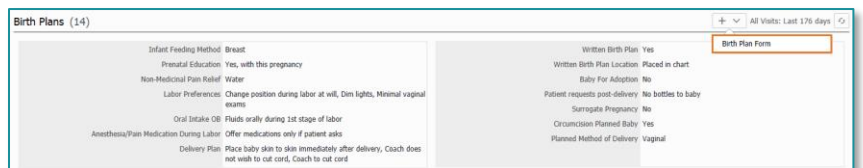
- In this component, previous episodes of fetal monitoring can be selected to be viewed.
- Highlight the desired episode and click **Launch**.



Start Date/Time	Stop Date/Time	SGA at Start	Reason for Monitoring
June 15, 2020 08:49	June 15, 2020 08:52	54 Weeks 5 Days	

➤ Birth Plans

- Birth Plans documented through the pregnancy will display in this component.
- To update or add to the birth plans, click the dropdown in the component and open the **Birth Plans Form**.



Birth Plans (14)

Infant Feeding Method: Breast

Prenatal Education: Yes, with this pregnancy

Non-Medical Pain Relief: Water

Labor Preferences: Change position during labor at will, Dim lights, Minimal vaginal exams

Oral Intake OB: Fluids orally during 1st stage of labor

Anesthesia/Pain Medication During Labor: Offer medications only if patient asks

Delivery Plan: Place baby skin to skin immediately after delivery, Coach does not walk to car seat, Coach to car seat

Written Birth Plan: Yes

Written Birth Plan Location: Placed in chart

Baby For Adoption: No

Patient requests post-delivery: No bottles to baby

Surrogate Pregnancy: No

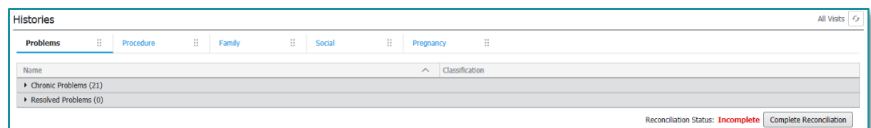
Circumcision Planned Baby: Yes

Planned Method of Delivery: Vaginal

Birth Plan Form

➤ Histories

- Problem, Procedure, Family, Social, and Pregnancy history are displayed in this component.
- To update the histories, click the name of the component and modifications to the histories can be made.



Histories

Problems Procedure Family Social Pregnancy

Chronic Problems (23)

Resolved Problems (0)

Reconciliation Status: Incomplete Complete Reconciliation

