

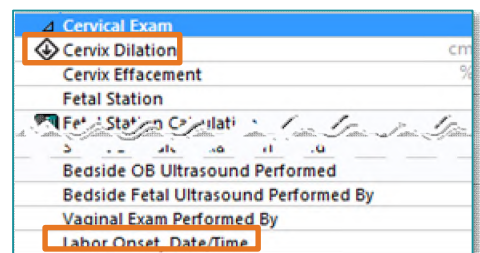
Calculating the various stages of labor is a way for the clinician to study labor trends and create labor curves. As a result, this can be used to determine if a woman is progressing through labor as expected and help identify abnormal labor.

Stages of Labor Calculations

Documentation within Interactive View and I & O (iView) will populate to the **Stages of Labor** calculations.

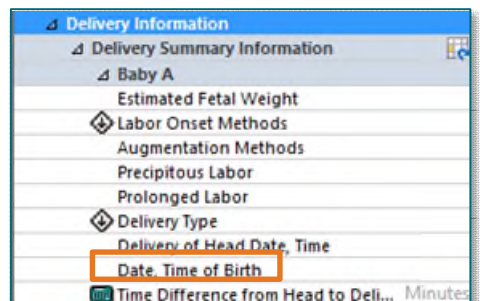
➤ Length of Labor, 1st Stage

- The first stage of labor is calculated from the Labor Onset Date/Time and Complete Cervical Dilation
 - This information is documented in the **Cervical Exam** section within the **OB Triage** or the **Labor and Delivery Bands** in iView.



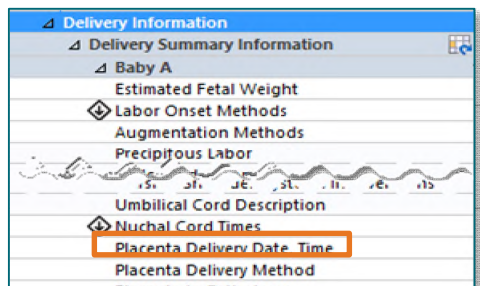
➤ Length of Labor, 2nd Stage

- The second stage of labor is calculated from the **Complete Cervical Dilation** and **Date/Time of Birth**.
 - The Date, Time of Birth is documented in the **Delivery Information** section of the **Labor and Delivery Band** in iView.
 - **Rupture of Membranes** is documented in the **Membrane Status Information** section of the **Labor and Delivery Band** in iView.



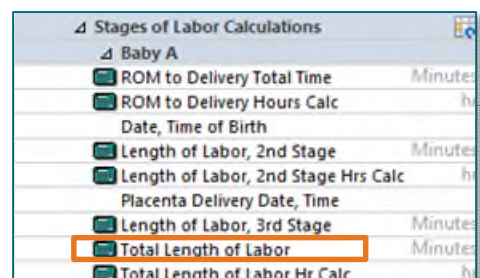
➤ Length of Labor, 3rd Stage

- The third stage of labor is calculated from the **Date/Time of Birth** and **Placenta Delivery Date, Time**.
 - The **Placenta Delivery Date, Time** is documented in the **Delivery Information** section of the **Labor and Delivery Band** in iView.



➤ Total Length of Labor

- The **Total Length of Labor** is calculated from the **Labor Onset Date/Time** and **Date/Time of Birth**.
 - The **Total Length of Labor** will be found in the **Stages of Labor Calculations**.





Performing the Calculation

STEP 1: Complete the above documentation for each area of the labor and delivery process.

STEP 2: Double-click in the appropriate stage of labor.

- The calculation will populate.

Stages of Labor Calculations			
Complete Cervical Dilation Date/Time		08/11/20...	
Labor Onset, Date/Time			08/11/20...
 Length of Labor, 1st Stage	Minutes	240	
 Length of Labor, 1st Stage Hrs Calc	hr	4	

STEP 3: Sign the documentation using the green checkmark in Interactive View and I&O.



STEP 4: Repeat the process by clicking in each cell with the calculator to populate the times.

NOTE: Completion of the Stages of Labor Calculations will also assist in the calculation for the Neonatal Sepsis Score.