
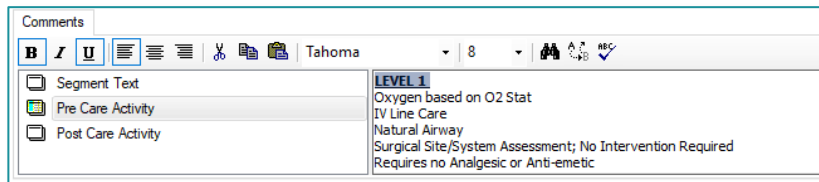


The Acuity Level Segment in the post op phase in Perioperative Documentation will include three base acuity levels. Accurately documenting the acuity levels of care, in the PACU and Post Op Phases, will help capture recovery charges.

## Acuity Segment in Periop Doc



- There are 3 “base” Acuity Levels that can be documented.
  - Acuity Level I – A base Acuity Level. It is also the *lowest* level of care. No other base charges can be documented.
  - Acuity Level II – A base Acuity Level. No other base charges can be documented.
  - Acuity Level III – A base Acuity Level. It is also the *highest* level of care. No other base charges can be documented.
- There are 3 change/Cont Levels to update acuity as the patient progresses.
  - Cont Acuity Level I
  - Cont Acuity Level II
  - Cont Acuity Level III
- Where to find the acuity level care guidelines.



- The acuity level guidelines are located within the segment under the Pre Care Activity comments. Scroll down to see the other levels.

## Rules for Documenting Acuity Levels

Acuity Levels should only be documented if the patient requires recovery care after surgery. **If the patient does not require recovery care, please deactivate the segment.**

---

## From the Office of Health Informatics

### Acuity Level Segment



January 2, 2025

Page 2 of 2



---

- Only ONE documentation for ONE base acuity level and it cannot be changed for 30 minutes. All other changes in level are Cont Acuity levels.
  - The reason is that the system starts the timer at the documented base level. **Documenting two base levels will create duplicate charges.**
  - *Documenting the change in level before 30 minutes will also create duplicate charges* even if the patient was transferred from one recovery area to another.
    - **Example:** Patient in PACU needs **Acuity Level III** care for the first 20 minutes. The patient has now dropped down to an **Cont Acuity Level II** care for the duration of PACU before being transferred to Phase II care. Nurses in Phase II *will only use Cont Acuity Levels* since the base charge is already documented in PACU.

PACU Record Example





Acuity Start Time	Acuity Stop Time	Acuity Level
 12/18/2024 14:30	12/18/2024 15:00	Acuity Level III
 12/18/2024 15:00	12/18/2024 15:05	Cont Acuity Level II

Phase II Record Example

Acuity Start Time	Acuity Stop Time	Acuity Level
 12/18/2024 15:05	12/18/2024 15:10	Cont Acuity Level II
 12/18/2024 15:10	12/18/2024 15:12	Cont Acuity Level I

- Multiple Cont Acuity Level documentation is allowed.
  - As the patient moves from distinct levels of acuity, the documentation will also show how the patient is recovering from the effects of anesthesia. The timer will continue until the patient is ready for discharge.
    - **Example:** A patient that received a MAC during the case qualifies for Level II care upon arrival. The nurse will document a base charge **Acuity Level II for at least 30 minutes** and then a Cont Acuity Level I for the duration of the care. However, the patient develops nausea and vomiting. At this time, the nurse can document Cont Acuity Level II until the patient drops down to Level I care.

Example of Base and Multiple Cont Acuity Levels

Acuity Start Time	Acuity Stop Time	Acuity Level
 01/16/2025 11:00	01/16/2025 11:30	Acuity Level II
 01/16/2025 11:30	01/16/2025 11:45	Cont Acuity Level I
 01/16/2025 11:45	01/16/2025 12:00	Cont Acuity Level II
 01/16/2025 12:00	01/16/2025 12:30	Cont Acuity Level I

---

For questions regarding process and/or policies, please contact your unit's Clinical Educator or Health Informaticist. For any other questions please contact the Customer Support Center at:  
207-973-7728 or 1-888-827-7728.

---