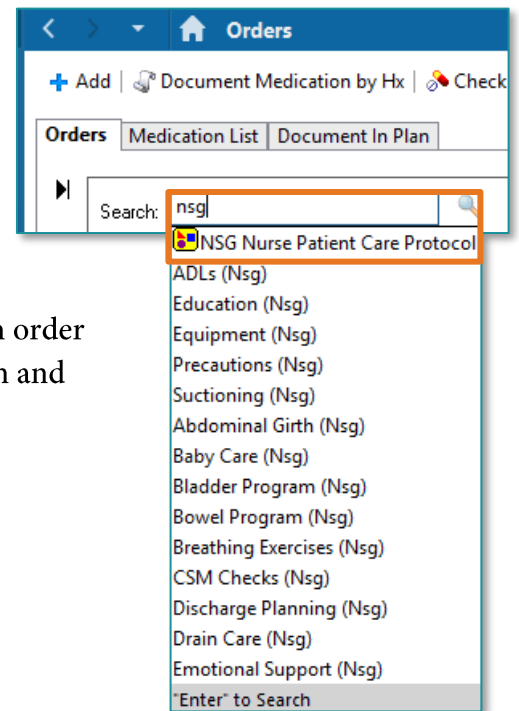


NSG Nurse Patient Care Protocol is a collection of orders within a PowerPlan that can be ordered by a nurse or Care Manager that do not require a co-signature by the provider. These orders fall under the scope of practice for an RN. The RN or Care Manager entering this PowerPlan is responsible for ensuring the orders do not conflict with existing orders.

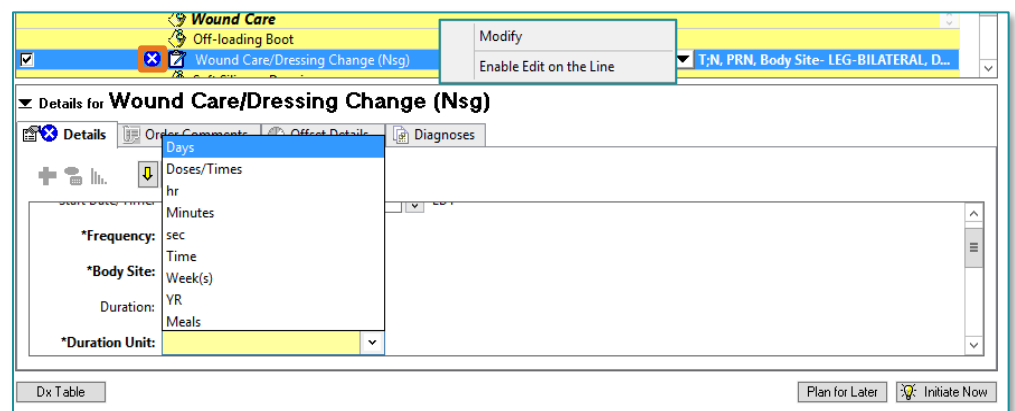
Ordering the NSG Nurse Patient Care Protocol

Typing **nsg** in the search box in the **Order catalog** will bring up the **NSG Nurse Patient Care Protocol**, in addition to other nursing orders that can be entered without a provider co-signature. Orders with (Nsg) indicate these are nursing orders.



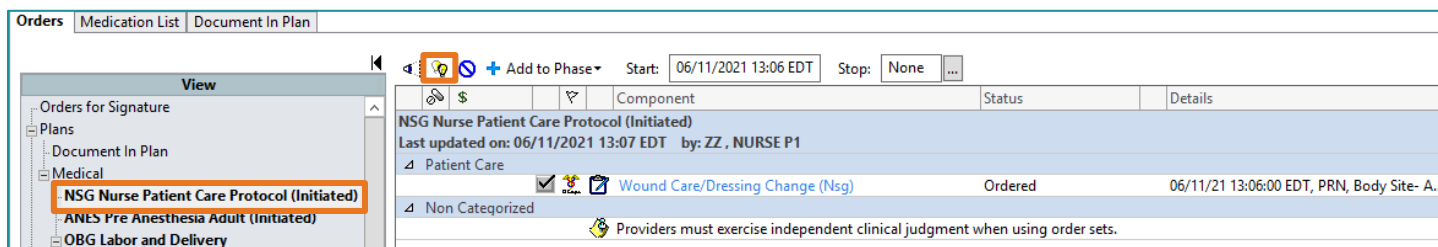
- Select **NSG Nurse Patient Care Protocol** in the Order catalog.
- **Review the available orders and select the desired order(s).** Each order category is highlighted yellow and may offer additional information and guidance for the nurse to consider in the care of the patient.
 - **Consults**
 - **Fall Prevention**
 - **Skin Irritation**
 - **Wound Care**
 - **Other**
- Some orders will require additional order details, which is indicated by a blue circle with a white X.
 - Right-click and select **Modify** to open **Order Details**.

- The first required field will default open.
- Click **Initiate Now, Orders for Signature, and Sign** to complete the ordering process.

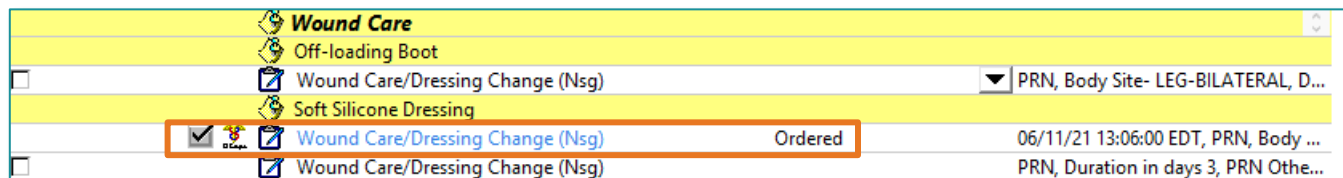


Placing Additional Orders from the NSG Nurse Patient Care Protocol

- Select NSG Nurse Patient Care Protocol (Initiated) in View within the Orders tab.



- Click the View Excluded Components icon (looks like a lightbulb).
 - The NSG Nurse Patient Care Protocol will open with boxes next to the available orders.
 - A checkmark will display before all orders that have been previously ordered from the plan, and the status will display as Ordered.



- Select the applicable order and sign to complete the ordering process as previously outlined.