

FetaLink is a maternal and fetal monitoring system that facilitates the flow of data from medical devices in a manner that supports display needs of clinicians in the acute and ambulatory settings. Finalizing a fetal monitoring episode ensures the documentation occurs on the correct FIN.

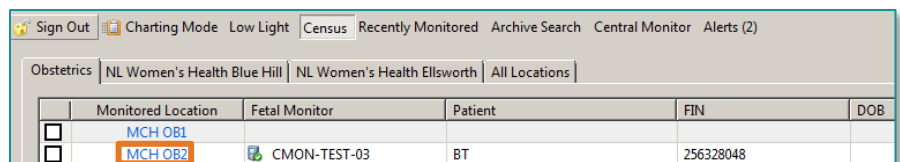
### Finalizing a Fetal Monitoring Episode

Your patient's fetal monitoring episode is ready to be finalized when monitoring is complete and any necessary annotations are documented on the fetal waveform.

**STEP 1:** Sign in to FetaLink and access the single patient view.

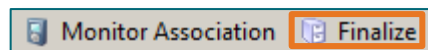
**STEP 2:** Click **Census** view.

- Choose the blue hyperlink that corresponds with your patient's room, bed, or hold location.



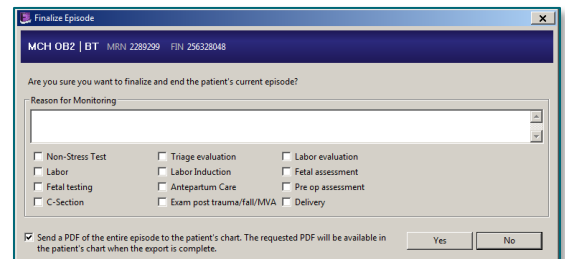
	Monitored Location	Fetal Monitor	Patient	FIN	DOB
<input type="checkbox"/>	MCH OB1				
<input type="checkbox"/>	MCH OB2	CMON-TEST-03	BT	256328048	

**STEP 3:** Select **Finalize**.



**STEP 4:** If not entered previously, document your patient's reason for monitoring. Click **YES** to disassociate your patient from the fetal monitor and finalize the episode.

- The window closes, returning to the Census View and the patient is no longer listed.



Finalize Episode

MCH OB2 | BT MRN 2289299 FIN 256328048

Are you sure you want to finalize and end the patient's current episode?

Reason for Monitoring

Non-Stress Test  Triage evaluation  Labor evaluation

Labor  Labor Induction  Fetal assessment

Fetal testing  Antepartum Care  Pre op assessment

C-Section  Exam post trauma/fall/MVA  Delivery

Send a PDF of the entire episode to the patient's chart. The requested PDF will be available in the patient's chart when the export is complete.

Yes No

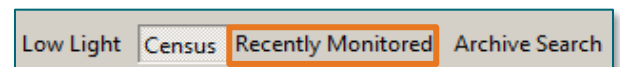
**NOTE:** When a patient is being transferred, all annotations need to be completed and finalization needs to begin as soon as possible. Finalizing a Fetal Monitoring episode can take a while to complete based on the length of the monitoring episode. Once completed the receiving NLH facility will be able to view the finalized documentation.

**NOTE:** When a patient returns for another fetal monitoring episode and the previous one hasn't been finalized, the current fetal monitoring episode may be captured on the previous FIN.

### Viewing Status of Fetal Monitoring Episode

Any patient still associated to a monitor will display on the Census View.

**STEP 1:** Select **Recently Monitored** from the toolbar.



---

## From the Office of Clinical Informatics

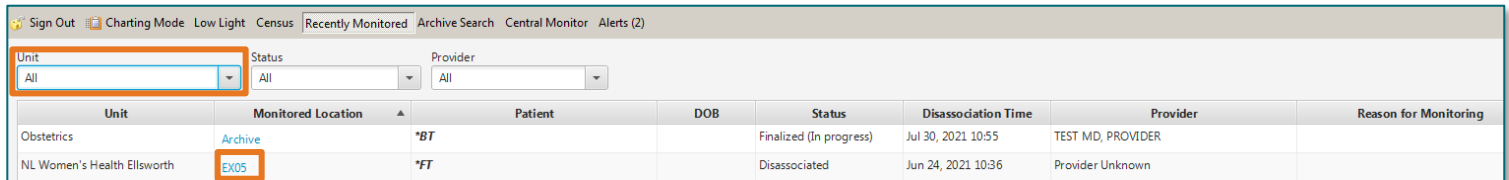
### Finalizing a Fetal Monitoring Episode

July 30, 2021

Page 2 of 2

---

- STEP 2:** All patients who have been monitored within the past 72 hours will display.
- If all units for your location are displaying, your unit can be selected from the drop down.
  - The status will display and where the finalized strip can be found.



Unit	Monitored Location	Patient	DOB	Status	Disassociation Time	Provider	Reason for Monitoring
Obstetrics	<a href="#">Archive</a>	*BT		Finalized (In progress)	Jul 30, 2021 10:55	TEST MD, PROVIDER	
NL Women's Health Ellsworth	<b>EX05</b>	*FT		Disassociated	Jun 24, 2021 10:36	Provider Unknown	

- If a strip hasn't been finalized and has only been disassociated, finalization can occur from this location by selecting the **Monitored Location** hyperlink for the patient.
- The chart will open, select **Finalize**.

