
Block charting for rapid titration of vasoactive medications has been approved by the Joint Commission. Rapid Titration Block charting is only allowed in the ICU/CCU. Block Charting will save nurses time when frequently titrating vasoactive medications for unstable patients.

NOTE: Follow the System Policy 30-101 Patient Assessment, Education, and Documentation when performing Rapid Titration Block Charting.

Policy Definitions

Block Charting: A method of documenting rapid titrations during an emergent situation without documenting the incremental titration adjustments.

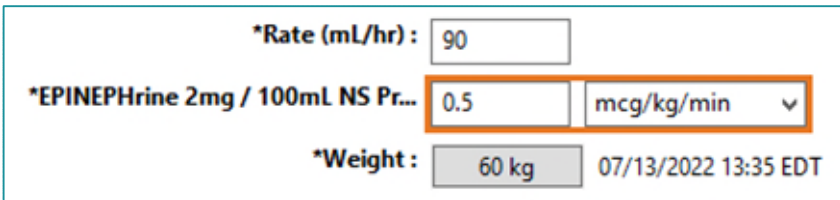
Urgent/Emergent Situation: An urgent/emergent situation is defined as a patient who needs quick/immediate attention with medications to prevent harm to self or loss of life.

Medication Administration Wizard

STEP 1: Initiate **Bar Code Medication Administration (BCMA)** process.

- For step-by-step BCMA process flyer visit [here](#).

NOTE: When filling in the order details, fill in the starting dose based on the order. The rate (ml/hr) and Weight (dosing) will auto-fill.



*Rate (mL/hr) : 90

*EPINEPHrine 2mg / 100mL NS Pr... 0.5 mcg/kg/min

*Weight : 60 kg 07/13/2022 13:35 EDT

NOTE: Verify dosing weight is accurate and up-to-date prior to starting medication administration to ensure the patient is getting the correct dose.

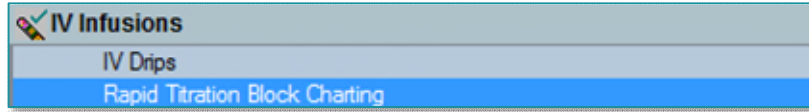
iView Documentation

STEP 1: Navigate to **Interactive view** and **I&O (iView)**

STEP 2: Select the **IV Infusions** band.

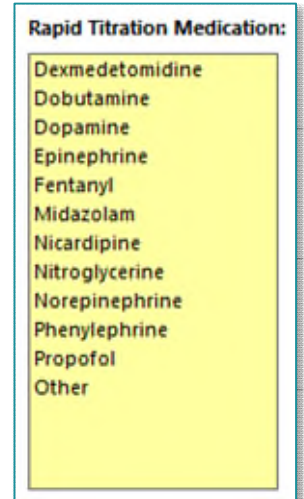
- For the process of adding iView bands visit [here](#).
-

STEP 3: Select the **Rapid Titration Block Charting** section.




STEP 4: Add a Dynamic Group by selecting the waffle icon .

STEP 5: Select the appropriate **Rapid Titration Medication**.



STEP 6: The **Block Charting** episode is limited to four hours and includes the following information:

- Time Started
- Time Ended
- Start Rate
- Maximum Rate
- End Rate
- Physiologic parameters and goal evaluated during the charting block (e.g., Mean Arterial Pressure, Heart Rate, etc.)

Rapid Titration Block Charting 	
Epinephrine	
Time Started:	5:45
Time Ended:	9:43
Start Rate:	0.5 mcg/kg/min
Maximum Rate:	0.8 mcg/kg/min
End Rate:	0.6 mcg/kg/min

NOTE: Maximum rate is the highest dose given during the four-hour block. Start, Maximum, and End rate are all manual entries.

NOTE: Each block is only a maximum of four hours per The Joint Commission. If the patient remains unstable and continued rapid titration exceeds four hours, another block charting dynamic group must be created for continued documentation.