


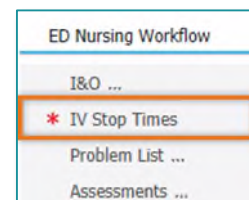
This flyer identifies how and when to document IV Stop Times in FirstNet.

Gap Checking

- Required discharge components are indicated by a **red asterisk ***.
- If the required documentation has been completed for the patient a **green checkmark**  replaces the red asterisk.
- The patient should not be discharged until all requirements have been met.

IV Stop Times Soft Stop


A soft stop or gap checker is located beside **IV Stop Times** on the ED Nursing Workflow MPAGE. The soft stop provides a visual indicator to the nurse as to whether **IV Stop Times** have been completed.

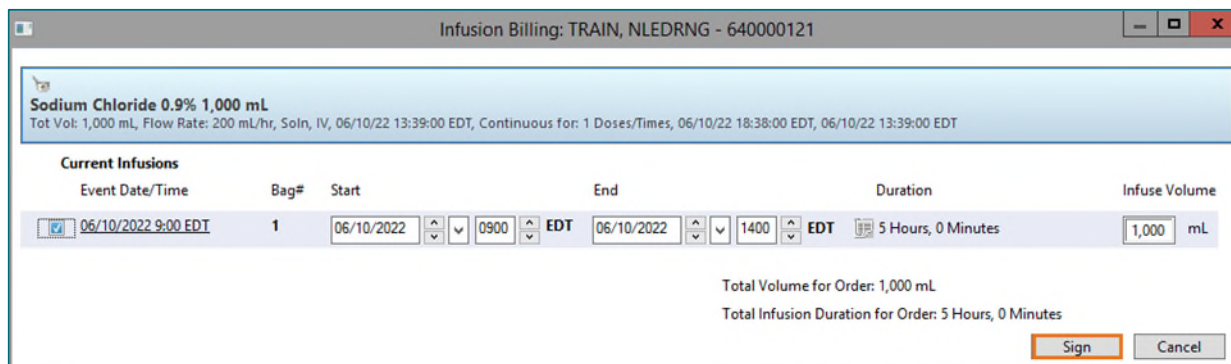
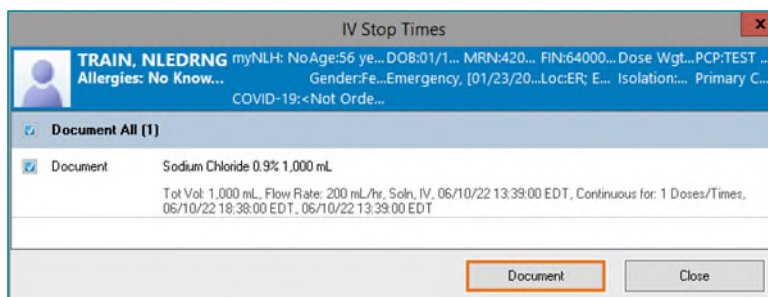


Documenting IV Stop Times

➤ ED LaunchPoint

To document an IV Stop Time from LaunchPoint:

- Select the **IV Stop Time** icon. 
- Select the document box next to the IV infusion to document the **Stop Time**. Click **Document**.
- Ensure the information is correct.
- Select **Sign**.



➤ ED Nursing Workflow MPage

To document IV Stop Times from the ED Nursing Workflow MPage, follow these steps:

- Navigate to the **IV Stop Times** component on the ED Nursing Workflow MPage.
- Select **Document**.

IV Stop Times

+ Selected Visit

* Required Action. [More Details](#) Dismiss

Medication	Details
Sodium Chloride 0.9% 1,000 mL	Tot Vol: 1,000 mL, Flow Rate: 200 mL/hr, Soln, IV, 06/10/22 13:39:00 EDT, Continuous for: 1 Doses/Times, 06/10/22 18:38:00 EDT, 06/10/22 1...

Document

IMPORTANT: If the IV Stop Time element is not completed prior to discharging the visit, the Override Discharge Requirements prompt appears. It is required to select an override reason from the dropdown options.

End Visit

Discharge


Override Discharge Requirements


Following components have missing required actions.
Select a reason from the dropdown(s) to override.

* IV Stop Times

Submit Cancel

Documenting IV Stop Time from MAR

- Select the  icon in the medication name box.
- The **Infusion Billing** box appears to document Stop Times.

Continuous Infusions	
	Pending
Lactated Ringers 1,000 mL	Last bag started:
Tot Vol: 1,000 mL, Flow Rate: 100 mL/hr, Soln,	05/11/2023 10:01 EDT
IV, 05/11/23 9:59:00 EDT	
Administration Information	Begin Bag 1,000 mL 10

When to Document IV Stop Times

- Patient transfer from ED to Inpatient, nursing must document IV stop time for when patient leaves the ED.
- Patient transfer from ED to another facility, nursing must document the IV stop time.
- When the patient is discharged from the ED, the IV stop times must be documented.
- When the IV infusion is complete, the IV stop time must be documented.

For questions regarding process and/or policies, please contact your unit's Clinical Educator or Health Informaticist. For any other questions please contact the Customer Support Center at:
207-973-7728 or 1-888-827-7728.