

The ED Triage Part Adult 1 and Part 2 forms will be replaced by the ED Triage – Adult and ED Intake – Adult. These forms have been updated to streamline the triage documentation process. The ED Pediatric Triage Forms 1 and 2 will be updated later.

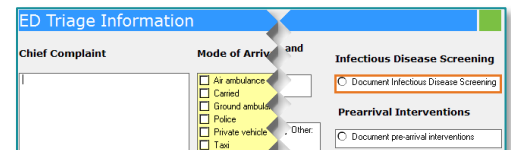
PowerForm Name Update

ED Triage Part 1 – Adult will be renamed **ED Triage – Adult** when documenting within activities on ED LaunchPoint. ED Triage Part 2 – Adult will be renamed **ED Intake – Adult**. These two PowerForms have been updated to streamline documentation for nursing assessment of the patient. The following information contains updated and new sections of the Triage and Intake forms.

ED Triage – Adult

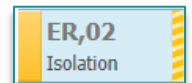
➤ Infectious Disease Risk Screening

- The ED Triage – Adult form will open to the **Chief Complaint**.
- The **Infectious Disease Screening** has moved from a separate section to embedded, which aligns with documentation workflow.



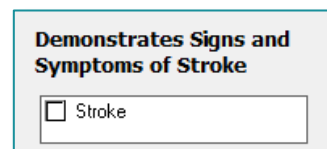
The screenshot shows the 'ED Triage Information' form. It has three main sections: 'Chief Complaint' (a text input field), 'Mode of Arrival and' (with checkboxes for 'By ambulance', 'Carried', 'Ground ambulance', 'Police', 'Private vehicle', and 'Taxi'), and 'Infectious Disease Screening' (with a radio button for 'Document Infectious Disease Screening'). Below these is a 'Prearrival Interventions' section with a radio button for 'Document pre-arrival interventions'.

NOTE: To place the patient in an isolation precaution on ED LaunchPoint, document the isolation precaution within iView by navigating to ED Interventions View → Environmental Safety Management → Precautions Observed.

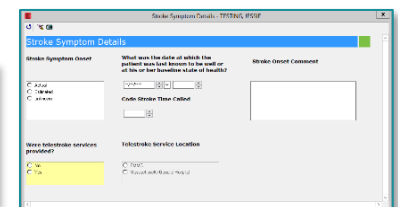


➤ Demonstrates Signs and Symptoms of Stroke

- If selecting **Stroke** within **Demonstrates Signs and Symptoms of Stroke**, a conditional response will open.
- Document the following if applicable:
 - Stroke Symptom Onset
 - Code Stroke Time Called
 - Telestroke Services Provided
 - Telestroke Service Location



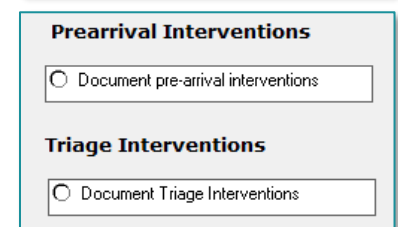
The screenshot shows a section titled 'Demonstrates Signs and Symptoms of Stroke' with a single checkbox labeled 'Stroke'.



The screenshot shows the 'Stroke Symptom Details' form. It includes a 'Stroke Symptom Onset' section with a date and time picker, a 'Code Stroke Time Called' section with a text input field, and a 'Stroke Onset Comment' section with a text input field. There are also sections for 'Telestroke Services Provided?' and 'Telestroke Service Location'.

➤ Prearrival Interventions

- **Prearrival Interventions** have been moved to ED Triage – Adult with updated medication lists and interventions.



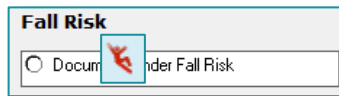
The screenshot shows two sections: 'Prearrival Interventions' with a radio button for 'Document pre-arrival interventions' and 'Triage Interventions' with a radio button for 'Document Triage Interventions'.

➤ Triage Interventions

- **Triage Interventions** can be documented prior to being seen by the provider.

➤ Fall Risk

- **Kinder1 Fall Risk** replaces Morse Fall Risk, located within the Fall Risk assessment tool.
- **Kinder1** is used to quickly identify patients **18 and over** at risk for falls in the Emergency Department.
- If an adult patient meets the Kinder1 criterion, a patient is considered at risk for falls and a Fall Risk icon appears on ED LaunchPoint.



NOTE: Changes have not been made to the Humpty Dumpty Fall Risk Scale for pediatric patients.

➤ Pain Present

- Clicking **Yes actual or suspected pain** within **Pain Present**, will allow the nurse to document the Primary Pain Location.
- Selecting **Yes** to **Able to Self Report Pain** will open the Pain Scale that will allow nursing to document based on the patient's preference and cognitive ability.

ED Intake – Adult

- **Family History** has been removed.
- **Communications Needs/Preferences** have been added.
- **Home Medications** is a required field.
- **Sensory Deficits** is a new addition.

NOTE: Right-click and select comment if additional information needs to be documented.