

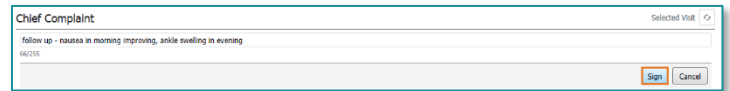
The Prenatal Workflow MPage is utilized to document on patients during a prenatal visit. The workflow varies between an initial OB visit and a Prenatal Follow-Up Visit.

Prenatal Follow Up Visits

Access your patient from the **Ambulatory Organizer** to ensure that you are on the correct FIN.

➤ Prenatal Workflow MPage

- Chief Complaint
 - Complete the chief complaint to reflect today's visit and then click **Sign**.
- Pregnancy Visit Information
 - Click **Add Visit**.
 - This will create the card for today's visit.
 - Cards can be viewed in either card format or table format.

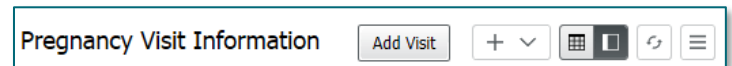


Chief Complaint

follow up - nausea in morning improving, ankle swelling in evening

6/2/20

Sign Cancel

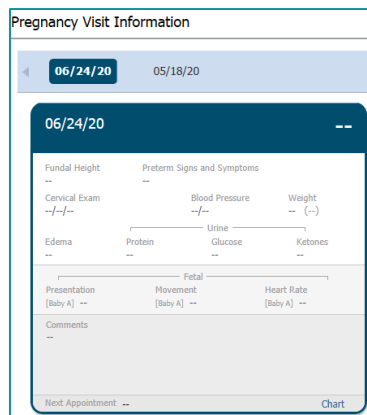


Pregnancy Visit Information

Add Visit

+ v

Grid, Table, Refresh, Menu icons



Pregnancy Visit Information

06/24/20 05/18/20

06/24/20

Fundal Height -- Preterm Signs and Symptoms --

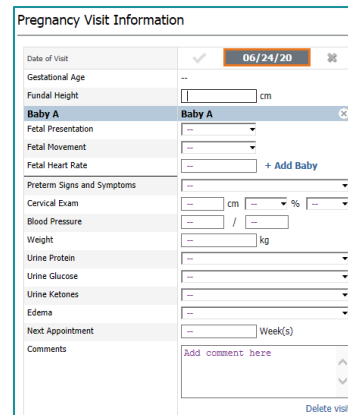
Cervical Exam -- Blood Pressure -- Weight -- (-)

Edema -- Urine Protein -- Glucose -- Ketones --

Fetal Presentation -- Movement [Baby A] -- Heart Rate [Baby A] --

Comments --

Next Appointment -- Chart



Pregnancy Visit Information

Date of Visit 06/24/20

Gestational Age --

Fundal Height -- cm

Baby A Baby A

Fetal Presentation --

Fetal Movement --

Fetal Heart Rate -- + Add Baby

Preterm Signs and Symptoms --

Cervical Exam -- cm -- % --

Blood Pressure -- / --

Weight -- kg

Urine Protein --

Urine Glucose --

Urine Ketones --

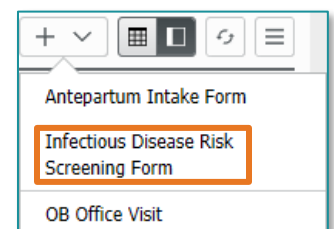
Edema --

Next Appointment -- Week(s)

Comments Add comment here

Delete visit

- Infectious Disease Risk Screening Form
 - From the Pregnancy Visit Information component, select **Infectious Disease Risk Screening Form** from the drop down.
 - Complete the form for each visit.
- Interactive View and I & O
 - Access Interactive View and I & O by clicking the drop down in the **Pregnancy Visit Information** component.
 - Select **OB Office Visit**.



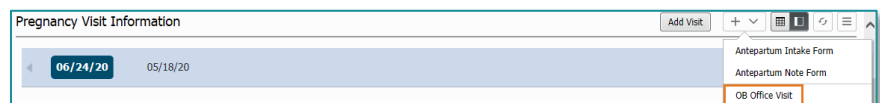
+ v

Grid, Table, Refresh, Menu icons

Antepartum Intake Form

Infectious Disease Risk Screening Form

OB Office Visit



Pregnancy Visit Information

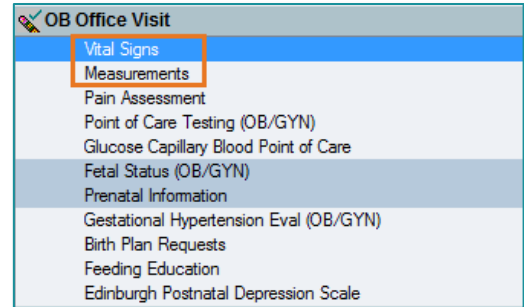
06/24/20 05/18/20

Antepartum Intake Form

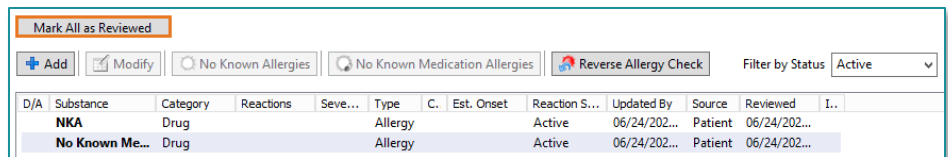
Antepartum Note Form

OB Office Visit

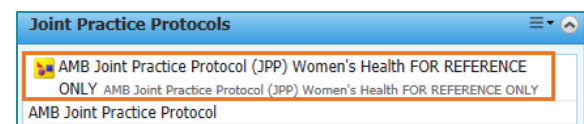
- Document in the **OB Office Visit** Band.
 - Complete **Vital Signs** and **Measurements** from this band.
 - If appropriate, also complete the **Gestational Hypertension Eval (OB/GYN)** from this band.
 - Complete any other sections as appropriate.
 - Click the checkmark when documentation is complete.
- Home Medications
 - Complete the medication history by clicking **Meds History**.
 - If needed, **Patient Preferred Pharmacy** can be updated.
 - Review and update as appropriate and click **Done** when complete.
 - On the component, this will update with a green checkmark.



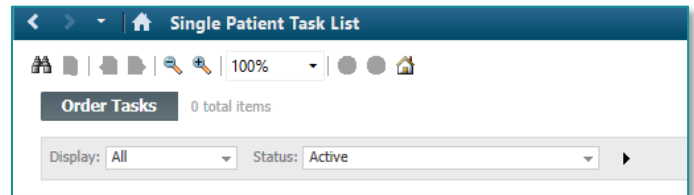
- Allergies
 - Review and update by clicking the hyperlink.
 - Select **Mark All as Reviewed**.
 - Select **Complete Reconciliation** from the Allergies component.



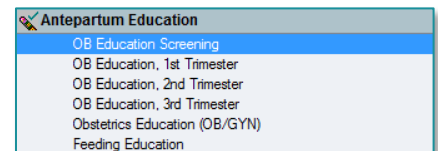
- Point of Care Testing (as appropriate)
 - Navigate to the **WH Quick Orders** page.
 - Select the order and enter the provider name.
 - Select **Joint Practice Protocols** (if your organization is using Joint Practice Protocols).
 - Modify any details and sign the order.



- Single Patient Task List
 - From the **Single Patient Task List**, locate the Point of Care Testing.
 - From the drop down, select **Done**.
 - Complete the details and sign the form.
- Antepartum Education
 - From the **Obstetrics Trimester Education** component, select **OB Office Visit** in the drop down.



- Navigate to the **Antepartum Education** band
- Complete the appropriate OB education and sign.
- Education will display on **Obstetrics Trimester Education**.



Education Topic	Results	Date Documented
1st Trimester		
2nd Trimester		
Weight Gain Edu	Verbalizes understanding	JUN 24, 2020
Ed-Exercise	Verbalizes understanding	JUN 24, 2020
Seat Belts Edu	Verbalizes understanding	JUN 24, 2020
When to Call Health Care Provider Edu	Verbalizes understanding	JUN 24, 2020

NOTE: Education will display based on the trimester, as determined by the date of onset, recorded in the chart. Trimesters are also based on 12-week intervals per Cerner model.