



From the Office of Clinical Informatics
Mayo CommunityWorks
Monthly Update
Flash Flyer

Monday, May 20, 2024

Table of Contents

All Venues 1

 Advance Directive..... 1

 SmartZone..... 1

Ambulatory 2

 GYN Visit..... 2

Pharmacy 2

 Routes of Administration Update..... 2

Surgery 3

 Anesthesia Risk Section Update..... 3

 Surgery Adhoc Folder Update 3

Future Changes..... 4

 To Be Determined..... 4

[Click here for the latest Registration, Scheduling, Referral Management, Experian, Charge Management, and other Revenue Cycle updates!](#)

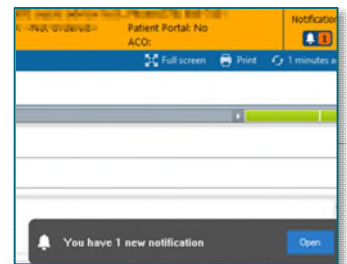
All Venues

Advance Directive

- First question has been updated to correctly populate the banner bar when the information is entered and the PowerForm is signed.

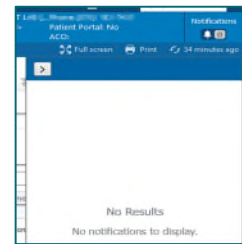
SmartZone

- Non-critical alerts are moving to a SmartZone, reducing the volume of workflow-disrupting alerts.
 - Approximately 1-2 minutes after documentation where a SmartZone alert should occur, you will see a notification in the bottom right corner of your screen to notify you.
 - Selecting the notification will take you to the SmartZone alert.
 - If you manually refresh the chart before this, you will not see a notification.



CommunityWorks Monthly Update – May

- If notification is not selected, it will disappear after ten seconds and you will only see the notification in the top right corner.
- **If a SmartZone alert is present, the SmartZone panel will be visible. If no alerts exist on the patient, the panel will not be visible.**
 - By default, the panel will remain closed until a SmartZone alert is populated or the Notification button is clicked.
 - Once the panel is open, click the Notification again to close the panel or click the > arrow.



Ambulatory

GYN Visit

- **GYN Visit Form will be added to Forms component on the Ambulatory Nursing Workflow MPage.**
 - The document will be available to view under the documents component. Staff can filter documents using the Nursing/Ancillary Services filter to search for this form quickly if needed.
- **GYN Visit Note quick link will be available for providers as a dynamic documentation note under Provider Clinic Workflow MPage.**

Pharmacy

Routes of Administration Update

- **Certain Routes of Administration will be updated, in phases, to standardized routes that will require pharmacy to select the new appropriate route.**
 - The May phase includes updating the following routes:
 - IT to intrathecal
 - Intrauterine to intrauterine
 - SubQ non-inf to subcutaneous non-infusion

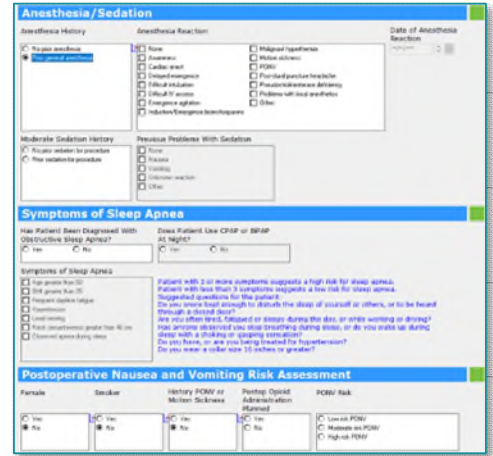
Surgery

Anesthesia Risk Section Update

- The Anesthesia/Sedation and General Anesthesia Risk Assessment sections will now be combined into the General Anesthesia Risk Assessment.

Surgery Adhoc Folder Update

- The surgery folder structure will be updated to include the following folders:
 - ASC
 - Preop (PAT and Preop)
 - PACU/Postop/Endo
 - Pediatric Surgery
 - PRO Tools
- The Interoperative folder will be removed.
 - Any forms that are not surgery related will be under the “other” folder.
- Postoperative Phone Call form will replace the following forms:
 - Postoperative Follow-up Phone Call
 - Postoperative Phone Call ASC.
 - Post-Operative Phone Call ASC.
- Preadmission Assessment Form will replace the following forms:
 - Endo Preadmission Assessment
 - Preadmission Phone Assessment
 - Preadmission Visit Assessment
 - Surgery Preadmission History & Assessment
 - Visit History and Assessment ASC
- Preprocedure Checklist Short Form and the Preprocedure Intake Comprehensive forms will replace the following forms:
 - Surgery Admission Assessment – Ambulatory Surgery
 - Surgery Admission Assessment – Comprehensive
 - Surgery Admission Assessment – Condensed
 - Surgery Admission Assessment – Pain/Local
 - Surgery Total Joint Admit/Preop Assessment – Comprehensive



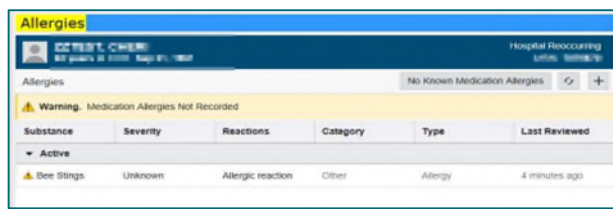
CommunityWorks Monthly Update – May

- Preprocedure Checklist
- Preprocedure Checklist – Condensed
- Preprocedure Education

Future Changes

To Be Determined

- Allergies will be updated to a more user-friendly experience. The update will occur in patient's charts, forms, scheduling appointment book, Pharmnet, and Radnet.
 - There will be no change to workflow MPages at this time.



- Reverse Interaction Checking will automatically run each time new allergies are entered and can also be run at any time to check by clicking Reverse Allergy Check button.
 - If **interaction is found**, a red warning populates with details. This is not auto-dismissed.
 - If **no interaction is found**, a green checkmark with text **Success. No Drug Interaction found**. This message will auto-dismiss after five seconds.